

User Guide for NUS Online Application Portal For Non-Graduating Local Programmes

Welcome! This PDF serves to guide you through the steps of submitting your application if you are applying under one of the following Non-Graduating (Local) programmes:

- H3 Advanced Placement
- NUSHS Advanced Placement
- Polytechnic Advanced Placement
- Young Artist Programme
- Non-Exchange (Pre-University) Programme
- NUS-MINDEF Cyber NSF Work-Learn Programme
- Internal Blended Learning Online Courses (iBLOCs)
- Special Term RNS Men

User Guide for NUS Online Application Portal For Non-Graduating Local Programmes

Contents

1. Before Applying	3
2. Application Main Page	5
3. Selection of Module(s)	7
4. Personal Particulars	10
5. Academic Qualifications	12
6. Uploading Supporting Documents	13
7. Other Details & Declarations	14
8. Confirmation Page	15
9. Check Application Status	16
10. Enquiries	17

User Guide for NUS Online Application Portal For Non-Graduating Local Programmes

1. Before Applying

Please read the instructions before proceeding with your application.

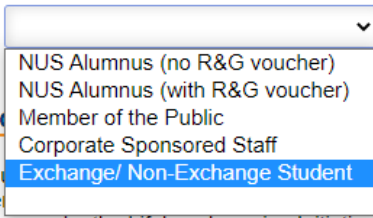
*Note: Remember to add the site <https://myapplications.nus.edu.sg> to your allowed/trusted sites in your internet browser if you are using a pop-up blocker.

a) Select **Exchange/Non-Exchange Student** from the drop-down list.

Please identify yourself: I am

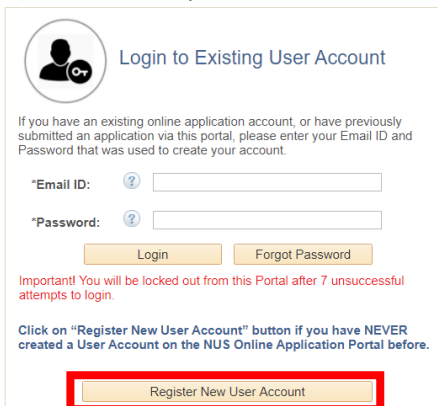
Do you have questions?

- For Non-Graduating Local Programmes
- For NUS Exchange/Non-Exchange Student



b) Select **Non-Graduating (NG) Programme** to proceed.

c) You are required to create a new account if you have not registered before.



Login to Existing User Account

If you have an existing online application account, or have previously submitted an application via this portal, please enter your Email ID and Password that was used to create your account.

*Email ID:

*Password:

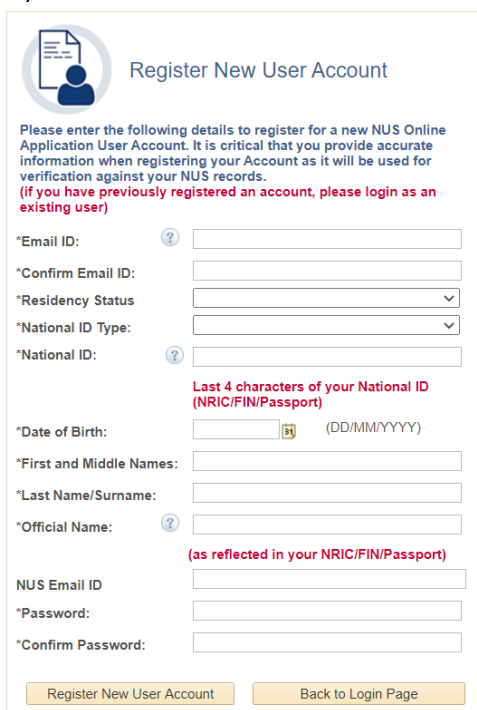
Login Forgot Password

Important! You will be locked out from this Portal after 7 unsuccessful attempts to login.

Click on "Register New User Account" button if you have NEVER created a User Account on the NUS Online Application Portal before.

Register New User Account

d) Please note that all fields are mandatory, except for NUS Email ID.



Register New User Account

Please enter the following details to register for a new NUS Online Application User Account. It is critical that you provide accurate information when registering your Account as it will be used for verification against your NUS records.
(if you have previously registered an account, please login as an existing user)

*Email ID:

*Confirm Email ID:

*Residency Status:

*National ID Type:

*National ID:

Last 4 characters of your National ID (NRIC/FIN/Passport)

*Date of Birth: (DD/MM/YYYY)

*First and Middle Names:

*Last Name/Surname:

*Official Name:

(as reflected in your NRIC/FIN/Passport)

NUS Email ID:

*Password:

*Confirm Password:

Register New User Account Back to Login Page

User Guide for NUS Online Application Portal For Non-Graduating Local Programmes

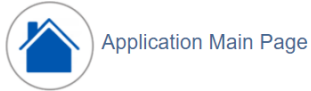
Register New Account		
Item	Field	Remarks
1.	Email ID	– Please use an email address that you commonly use. This will be your User Name to log in to your account and for correspondence on your application.
2.	Residency Status	– Please indicate if you are an International, Singapore Citizen or Singapore PR student.
3.	National ID Type	– For International Students who have a valid Student’s Pass, please choose the option ‘ Foreign Identification No ’ from the drop-down list. Otherwise, please choose ‘Passport No’.
4.	National ID (NRIC/FIN/Passport No)	– For International Students who do not have a valid pass, please ensure that your passport has a valid expiry date before departing to Singapore. (If your passport has expired and you are in the process of getting a new passport, please indicate your old passport number when registering a new account and email a scan copy of your new passport to nghelp@nus.edu.sg as soon as you have it.)
5.	Date of Birth (DD/MM/YYYY)	– This field will be auto-filled by the system based on the data entered when creating account. Please ensure that the date of birth provided is as printed on your NRIC/FIN/Passport.
6.	<ul style="list-style-type: none"> • First (Given Name) and Middle Names • Last Name (Family Name) • Official Name 	<ul style="list-style-type: none"> – The field for ‘Official Name’ will be auto-filled by the system based on the first and last names you had provided. If it is not in the order as reflected in your NRIC/ FIN/ Passport, please change accordingly in the textbox. – If your name consists of non-English letters/vowels/characters (e.g. , ö, ä, æ, ï, ß), please replace them with the corresponding English alphabetical character(s) when you enter it in the online application form. – If you try to use any non-English character(s), the system will prompt an error message.
7.	Password	<ul style="list-style-type: none"> – Your password <u>must</u> fulfill the following rules: <ol style="list-style-type: none"> a) at least 8 characters in length b) contain at least one alphabet c) contain at least one number d) contain at least one uppercase letter e) contain at least one lowercase letter f) contain at least one symbol g) Cannot contain any part of your name

Once your account has been successfully created, you should receive an automated email informing you of the account creation in your email inbox or junk/spam folder. **Please remember to check the junk/spam folder of the email you had indicated, as it may be sent to that folder instead of your inbox. If you did not receive the email after one day, please write to nghelp@nus.edu.sg for assistance.**

User Guide for NUS Online Application Portal For Non-Graduating Local Programmes







2. Application Main Page

a) Once you have successfully logged in, click on ‘Submit New Application’ to start your application.



Welcome,

Click on ONE of the options below:

MY DASHBOARD	NEW APPLICATION	ALREADY APPLIED?		RESET PASSWORD	EXIT
<i>nWallet</i>	<i>Submit a new application</i>	<i>Edit or update an application that was saved earlier but not submitted</i>	<i>Check the status of a submitted application</i>	<i>Reset your existing Password</i>	<i>Exit from the NUS Online Application Portal</i>
 My Dashboard	 Submit New Application	 Edit/ Update Saved Application	 Check Status of Submitted Application	 Reset your existing Password	 Exit

b) Select from the drop-down list the correct programme that you are applying for.

Course Type and Level of Study/Programme:

*Course Type: Non-Graduating

*Academic Year & Semester:

*Programme/Student Category:

*Specialisation/Level of Study:

Non-Graduating

Select the academic year and semester you are applying for in NUS.

Below are the description for the words used in the lists.

	Word(s)	Remarks
Academic Year & Semester	-	Please refer to the NUS Academic Calendar (Quicklinks) for exact dates.
Student Category	H3 Adv Placement Student	Applying for NUS H3 programmes – H3 (SRP), H3 (Coursework) and H3 (Research).
	NUSHS Adv Placement Student	NUS High School students.
	Poly Adv Placement Student	Applying for Polytechnic Preparatory Programme under School of Computing, NUS.
	Young Artist Programme Student	Applying for the Young Artist Programme under Yong Siew Toh Conservatory of Music, NUS.
	Non-Exchange (Pre-University) Student	Applying for the Non-Exchange (Pre-University) Programme under Department of Electrical & Computer Engineering, NUS.
	NGNE (SoC MINDEF Cyber NSF)	Applying for NUS-MINDEF Cyber NSF Work-Learn Programme under School of Computing, NUS.

User Guide for NUS Online Application Portal For Non-Graduating Local Programmes

	Internal BLOC (Faculty)	<p>RNS men applying for NUS iBLOCs with reserved Undergraduate placement at:</p> <ul style="list-style-type: none"> - Faculty of Arts and Social Sciences: FASS - School of Business: BIZ - School of Computing: SOC - School of Design and Environment: SDE - Faculty of Engineering: FOE - Faculty of Law: LAW - Yong Siew Toh Conservatory of Music: MUS - Faculty of Science: FOS - Multidisciplinary Programme (Computer Engineering): CEG
	Special Term RNS (Faculty)	<p>RNS men applying for NUS Special Term modules with reserved Undergraduate placement at:</p> <ul style="list-style-type: none"> - Faculty of Arts and Social Sciences: FASS - School of Business: BIZ - School of Computing: SOC - School of Design and Environment: SDE - Faculty of Engineering: FOE - Faculty of Law: LAW - School of Nursing: NUR - Yong Siew Toh Conservatory of Music: MUS - Faculty of Science: FOS - Multidisciplinary Programme (Computer Engineering): CEG
Level of Study / Sub-Programme	H3 (SRP)	Refers to H3 Science Research Programme (SRP).
	H3 (Coursework)	Reading NUS module(s) as a H3 Taught subject.
	H3 (Research)	Refers to H3 Humanities & Social Sciences Research (HSSR) Programme.

c) Click on 'Apply Now' to proceed.

User Guide for NUS Online Application Portal For Non-Graduating Local Programmes

3. Selection of Module(s)

- a) All applicants are required to indicate the intended **Semester of Study**. Please refer to the [NUS Academic Calendar](#) (Quicklinks) for exact dates.

Year of Study during Study Abroad field is not required for Non-Graduating (Local) programmes.

Semester(s) of Intended Study at NUS

Select Semester(s) of Stay Year of Study During Study Abroad

Applicants intending to study at NUS for more than one semester / one part of the Special Term will be informed to add modules in the subsequent semester / part of the Special Term in the middle of the semester / part of the Special Term. Please refer to the [NUS Academic Calendar](#) for exact dates.

Students should select year of study during study abroad based on the expected year of study in their programme.

#ST = Special Term.

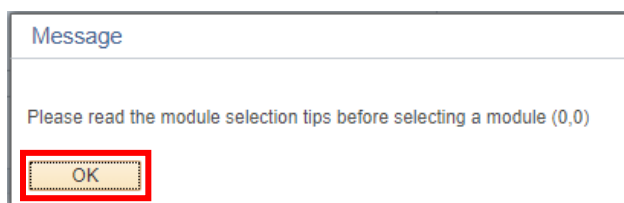
Student Category	Intended semester of study
H3 Science Research Programme (SRP)	Semester 1 & 2
H3 (Coursework)	Semester 2
H3 Humanities and Social Sciences Research (HSSR) Programme	Semester 2 & ST Parts 1 & 2
NUSHS Adv Placement	Semester 1 or Semester 2
Poly Adv Placement	Semester 1
Young Artist Programme	Semester 1 or Semester 2
Non-Exchange (Pre-University) Programme	ST Part 1
NGNE (SoC MINDEF Cyber NSF)	Semester 1 or Semester 2
iBLOC	Semester 2 & ST Part 1
Special Term RNS	ST Part 1 or ST Part 2 or ST Parts 1 & 2

- b) You will need to click on “Add/Select New Module” button to add new modules. Upon clicking the button, a notification will prompt you to read the module selection tips before selecting a module. Click OK.

Module Details								
Rank	Faculty	Module Code	Module Title	Grading Basis	Class Nbr	MCs	More module info	Delete
0							<input type="button" value="More module info"/>	<input type="button" value="Delete"/>



User Guide for NUS Online Application Portal For Non-Graduating Local Programmes



c) You can search for modules as follows:

- If you know the module code, enter the module code.
- Select the “Faculty” which is offering the module.
- Enter partial module code or module title.

Student Category	Module(s) Available
H3 Science Research Programme (SRP)	Not required to select module. Please skip Steps 3c to 3g and proceed on to the next step of your application.
H3 (Coursework)	1. GEH1022 Geopolitics: Geographies of War & Peace
H3 Humanities and Social Sciences Research (HSSR) Programme	1. ASP1201CH (for Chinese Studies) 2. ASP1201EC (for Economics) 3. ASP1201EN (for English Literature) 4. ASP1201GE (for Geography) 5. ASP1201HY (for History) 6. ASP1201MS (for Malay Studies)
NUSHS Adv Placement	Please refer to the email from your NUSHS coordinator for more details.
Poly Prep Adv Placement	1. CS2040C Data Structures and Algorithms 2. MA1301 Introductory Mathematics
Young Artist Programme	Not required to select module. Please skip Steps 3c to 3g and proceed on to the next step of your application.
Non-Exchange (Pre-University) Programme	1. EE1111B Electrical & Computer Engineering Principles & Practice
NGNE (SoC MINDEF Cyber NSF)	1. CS1010 Programming Methodology 2. CS1231S Discrete Structures 3. IS1103 Ethics in Computing 4. MA1521 Calculus for Computing
Internal BLOC (Faculty)	Please refer to this link .
Special Term RNS	Please refer to this link .

User Guide for NUS Online Application Portal For Non-Graduating Local Programmes

- d) Check the box(es) at the last column of the table, and click 'Save' to confirm the module(s) you had selected. If you did not check the box, the module will not appear in the module summary page.

Module Selection

Search for Modules

Please check the list of [module restrictions](#) before browsing the list of [modules offered](#) to Non-Graduating applicants.

To select a module that you would like to apply to, click either on the dropdown list and select the "Faculty" which is offering the module, enter the module code or module title in the respective boxes and click on "Search".

In the list of modules that appear, click on the "Select" checkbox to select the module that you would like to apply for.

Finally, click "Save" at the bottom.

Faculty:

Module Code:

Module Title:

Select Modules:

Faculty	Module Code	Module Title	Grading Basis	Class Nbr	MCs	More module info	Select
1 School of Computing	CS3240	Interaction Design	Graded	L1	4.00	<input type="button" value="More module info"/>	<input checked="" type="checkbox"/>
2 School of Computing	CS3240	Interaction Design	Graded	L2	4.00	<input type="button" value="More module info"/>	<input type="checkbox"/>

- e) Click on 'Edit Rank' to rank your modules in order of your preference.

Module Details

Rank	Faculty	Module Code	Module Title	Grading Basis	Class Nbr	MCs	More module info	Delete
0	School of Computing	CS2100	Computer Organisation	Graded	L1	4.00	<input type="button" value="More module info"/>	<input type="button" value="Delete"/>
0	School of Computing	CS3240	Interaction Design	Graded	L1	4.00	<input type="button" value="More module info"/>	<input type="button" value="Delete"/>
0	Faculty of Arts & Social Sci	EC2101	Microeconomic Analysis I	Graded	L1	4.00	<input type="button" value="More module info"/>	<input type="button" value="Delete"/>
0	Faculty of Arts & Social Sci	LAK1201	Korean 1	Graded	L2	4.00	<input type="button" value="More module info"/>	<input type="button" value="Delete"/>
0	Faculty of Science	PC1142	Introduction to Thermodynamics and Optics	Graded	L1	4.00	<input type="button" value="More module info"/>	<input type="button" value="Delete"/>

Check your module ranking order preference.
Click on "Edit Rank" to change or rectify your module order preference.

- f) The ranking order is used to determine if you get priority for the module. You are required to rank the modules before you can proceed with the application. Image below shows an example of how to rank your modules. Once you have ranked the modules, click on 'Save Edit Rank' to save the ranking order.

Note: You are required to rank the module "1" even if you have only selected 1 module.

Module Details

Rank	Faculty	Module Code	Module Title	Grading Basis	Class Nbr	MCs	More module info	Delete
<input type="text" value="2"/>	School of Computing	CS2100	Computer Organisation	Graded	L1	4.00	<input type="button" value="More module info"/>	<input type="button" value="Delete"/>
<input type="text" value="3"/>	School of Computing	CS3240	Interaction Design	Graded	L1	4.00	<input type="button" value="More module info"/>	<input type="button" value="Delete"/>
<input type="text" value="1"/>	Faculty of Arts & Social Sci	EC2101	Microeconomic Analysis I	Graded	L1	4.00	<input type="button" value="More module info"/>	<input type="button" value="Delete"/>
<input type="text" value="5"/>	Faculty of Arts & Social Sci	LAK1201	Korean 1	Graded	L2	4.00	<input type="button" value="More module info"/>	<input type="button" value="Delete"/>
<input type="text" value="4"/>	Faculty of Science	PC1142	Introduction to Thermodynamics and Optics	Graded	L1	4.00	<input type="button" value="More module info"/>	<input type="button" value="Delete"/>

- g) You should see your modules arranged in the order you had ranked them earlier. Once you are satisfied with your modules, proceed on to the next step of your application.

Module Details

Rank	Faculty	Module Code	Module Title	Grading Basis	Class Nbr
1	Faculty of Arts & Social Sci	EC2101	Microeconomic Analysis I	Graded	L1
2	School of Computing	CS2100	Computer Organisation	Graded	L1
3	School of Computing	CS3240	Interaction Design	Graded	L1
4	Faculty of Science	PC1142	Introduction to Thermodynamics and Optics	Graded	L1
5	Faculty of Arts & Social Sci	LAK1201	Korean 1	Graded	L2

User Guide for NUS Online Application Portal For Non-Graduating Local Programmes

4. Personal Particulars

Fields marked with * are **mandatory**.

Biographical Data	
National ID Type	
*NRIC/FIN/Passport No	<input style="width: 150px;" type="text"/> <input type="checkbox"/> Display full *NRIC/FIN/ Passport No
*Date of Birth	<input style="width: 100px;" type="text"/> <small>DD/MM/YYYY</small> *Gender <input style="width: 80px;" type="text"/>
*Name Prefix	<input style="width: 50px;" type="text"/> *First & Middle Names <input style="width: 200px;" type="text"/> *Last Name <input style="width: 150px;" type="text"/>
*Official Name	<input style="width: 300px;" type="text"/> (as reflected in NRIC/FIN/Passport)
*Birth Country	<input style="width: 150px;" type="text"/> *Marital Status <input style="width: 100px;" type="text"/>
*Citizenship (Country)	<input style="width: 150px;" type="text"/> Residency Status <input style="width: 100px;" type="text"/>
Contact Details	
Email Address	<input style="width: 200px;" type="text"/>
*Mobile Phone No	<input style="width: 150px;" type="text"/>
*Alternate Email Address	<input style="width: 200px;" type="text"/>
Home Phone No	<input style="width: 150px;" type="text"/>
Home Address	Mailing Address
<small>Note: For Singapore postal code, it will auto-populate the address except for Unit or House number, Please ensure your address is complete.</small>	
*Country <input style="width: 150px;" type="text"/>	<input type="checkbox"/> Please tick the checkbox if your Mailing Address is the same as the Home Address.
*Postal Code <input style="width: 80px;" type="text"/>	*Country <input style="width: 150px;" type="text"/>
*Address Line 1 <input style="width: 200px;" type="text"/>	*Postal Code <input style="width: 80px;" type="text"/>
Address Line 2 <input style="width: 200px;" type="text"/>	*Address Line 1 <input style="width: 200px;" type="text"/>
Address Line 3 <input style="width: 200px;" type="text"/>	Address Line 2 <input style="width: 200px;" type="text"/>
	Address Line 3 <input style="width: 200px;" type="text"/>

Personal Particulars		
Item	Field	Remarks
1.	Date of Birth (DD/MM/YYYY)	– This field will be auto-filled by the system based on the data entered when creating account. Please ensure that the date of birth provided is as printed on your NRIC/FIN/Passport.
2.	<ul style="list-style-type: none"> First (Given Name) and Middle Names Last Name (Family Name) Official Name 	<ul style="list-style-type: none"> – The field for ‘Official Name’ will be auto-filled by the system based on the first and last names you had provided. If it is not in the order as reflected in your NRIC/ FIN/ Passport, please change accordingly in the textbox. – If your name consists of non-English letters/vowels/characters (e.g. , ö, ä, æ, i, ß), please replace them with the corresponding English alphabetical character(s) when you enter it in the online application form. – If you try to use any non-English character(s), the system will prompt an error message.
3.	Citizenship (Country)	<ul style="list-style-type: none"> – For International Students without a Student’s Pass, the application of your Student’s Pass will be based on the citizenship you have selected here. – If you are holding a dual citizenship, please indicate only one from the drop-down menu.

User Guide for NUS Online Application Portal For Non-Graduating Local Programmes

4.	Alternate Email Address	<ul style="list-style-type: none"> – Please provide a valid and accurate email address that you will check regularly. NUS will correspond with you through the primary email address for post application-related matters, such as acknowledgement of application, request for additional supporting documents and outcome of application. – NUS will not be responsible for any undeliverable emails and the consequences that follow.
5.	Mobile / Home Phone No	<ul style="list-style-type: none"> – Add country and area codes for both numbers. – Do not add dashes and other symbols. – This field should only contain numeric values.
6.	Home / Mailing Address	<ul style="list-style-type: none"> – Ensure that you provide a valid and complete address. – <u>For Singapore addresses</u>, fill in the Postal Code and Unit No (if applicable), and press on the 'Populate Address'. The fields will be filled automatically for Address Line 1 and 2. – If your Mailing Address is the same as your Home Address, ticking the checkbox will copy your Home Address to your Mailing Address. Otherwise, fill up the fields accordingly. – NUS will not be responsible for any unsuccessful mail deliveries due to incorrect/incomplete addresses provided.

User Guide for NUS Online Application Portal For Non-Graduating Local Programmes

5. Academic Qualifications

- a) You are required to indicate the name of the institution which you are still attending/last attended and the duration of the programme/studies.
- b) Click on 'Add New Qualification' to proceed.

Qualification

*Country My current home university

*Institution Name

*Qualification Name

*Qualification Status Discipline (Choose the discipline closest to your field of study)

Start Date Day Month *Year

Completion Date/ Expected Completion date: Day Month *Year

Add New Qualification		
Item	Field	Remarks
1.	Country	Select your School's Country from the drop-down list.
2.	My current home university	Check this box if you are currently studying/last studied in the institution you have entered.
3.	Institution Name	Click on the magnifying glass. The available institutions will show up in the pop-up window. If the list is too long, click on 'Advanced Lookup' and search by "Institution Name".
4.	Qualification Name (Degree / Diploma Name)	Please provide the full name of your programme. <i>*H3 programme applicants, please indicate "GCE A Levels".</i>
5.	Qualification Status (Degree / Programme Status)	Select the status of your programme from the drop-down list.
6.	Discipline	Please select the discipline <u>closest</u> to your current field of studies.
7.	Start / Completion / Expected Completion Date	Please complete all fields.

User Guide for NUS Online Application Portal For Non-Graduating Local Programmes

6. Uploading Supporting Documents

ALL students are required to upload supporting documents (where applicable). The maximum file size of each file should not exceed 1MB.

Uploading Supporting Documents		
Item	Field	Remarks
1.	Official Transcript with grade legend	Your latest academic transcript/end-of-year results <u>with grade legend</u> in PDF format.
2.	NRIC/ FIN/ Passport	<ul style="list-style-type: none">- International Students should upload a copy of your passport bio-data page.- If you are an International Student and already holding on to a valid pass which allows you to stay in Singapore, upload a copy of the front <u>AND</u> back of the pass.- If you are a Singapore Citizen or Singapore Permanent Resident, upload a copy of the front <u>AND</u> back of your NRIC.
3.	Other Supporting Documents	

User Guide for NUS Online Application Portal For Non-Graduating Local Programmes

7. Other Details & Declarations

All the sections in this page are mandatory. You will receive an error message if you leave any of them unchecked.

Health and Support

*Do you have any past or current 1) medical, e.g. epilepsy, allergies, tuberculosis, 2) mental health, e.g. anxiety, eating disorder, depression, 3) disability or learning needs, e.g. autism, dyslexia, visual impairment, which may or may not cause you to require support or facilities while studying at the University?

Students with colour-blindness are advised to indicate their condition here as they may face challenges in certain programmes in Engineering, Science and Design & Environment.

Yes No

If you are taking any medications, please provide details of medication in the box below.

If you have a drug or food allergy, please provide details of allergies and briefly describe your reaction.

Note: Disclosure will not disadvantage your application. The information will enable the University to develop a better understanding of an applicant's need for support/resources during his/her studies in NUS, and to ascertain if provisions required are available, in an effort to make the student experience a positive one. As such, accurate information is vital for the University to make reasonable adjustments where possible to support specific needs.

***Declaration**

Yes No

Have you ever been convicted of an offence by a court of law or military court (court martial) in any country or are there any court proceedings pending against you anywhere in respect of any offence?

Are you currently, or have you ever been, charged with or subject to disciplinary action for any type of misconduct, scholastic or otherwise, at any educational institution?

Are you currently, or have you ever been, under investigation or subject to inquiry of any misconduct, scholastic or otherwise, at any educational institution?

*I understand that enrolment into NUS modules are not guaranteed and I will exercise flexibility in module selection at any point of time.

*I hereby declare that all information provided by me in connection with this application is true, accurate and complete. I understand that any inaccurate, incomplete or false information given or any omission of information required shall render this application invalid and NUS may at its discretion withdraw any offer of acceptance made to me on the basis of such information or, if already admitted, I may be liable to disciplinary action, which may result in my expulsion from NUS. And I hereby authorise NUS to obtain and verify any part of the information given by me from or with any source (such as Ministry of Education), as it deems appropriate.

*I declare and warrant that for any personal data of other individuals disclosed by me in connection with this application, I have, prior to disclosing such personal data to NUS, obtained the appropriate consent from the individuals whose personal data are being disclosed, to permit NUS to collect, use and disclose such personal data for purposes related to this application, as set out fully in the [NUS Personal Data Notice](#).

*I agree that all such information provided by me in connection with this application may be disclosed to authorised NUS personnel or third parties on a need-to-know basis for purposes related to this application, as set out fully in the [NUS Personal Data Notice](#). Third parties include (i) the Ministry of Education, other government agencies or statutory bodies or non-government agencies authorised to carry out specific Government services or duties and (ii) persons or organisations providing student with financial aid.

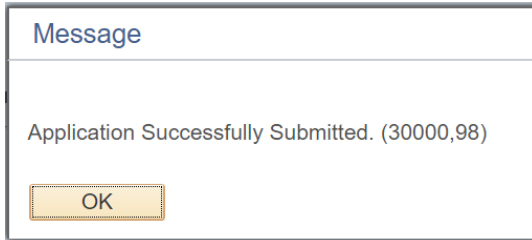
Other Details & Declarations		
Item	Sub-section	Remarks
1.	Health and Support	<ul style="list-style-type: none"> - Select "Yes" if you have any disability or learning needs that may cause you to require special assistance while studying at the University. - If you select "Yes", please provide all relevant information in the box provided. The information should not exceed 300 characters.
2.	Declaration	<ul style="list-style-type: none"> - If you select "Yes", please provide all relevant information in the box provided. The information should not exceed 300 characters. - Enrolment of NUS modules are not guaranteed. Students are to exercise flexibility in module selection and their study plans at any point of time.

User Guide for NUS Online Application Portal For Non-Graduating Local Programmes

8. Confirmation Page

Please check all the details provided before clicking “Save and Submit”. You can click the “Edit” button of the respective sections to make changes if required.

After clicking the “Save and Submit” button, you will receive a pop-up notification.



An acknowledgement email will be sent to your registered primary email. Please ignore the “NUS Non-Graduating Student Admission Application Document Checklist” indicated in the acknowledgement email as this list is **NOT APPLICABLE** to students applying for Non-Graduating (Local) Programmes.

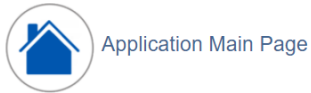
IMPORTANT:

- Inaccurate or false information or omission of material information provided will render your application invalid, and if admitted based on such information, you may be expelled from NUS. The University reserves the right to reject applications that are incomplete or inaccurate.
- We will be communicating with you mainly via email. To prevent our emails from being blocked or filtered into the Junk/Spam folder, please add our domain “nus.edu.sg” to your safe senders list.
- All supporting documents that are not in English **must** be accompanied by an official certified English translation of the contents.

User Guide for NUS Online Application Portal For Non-Graduating Local Programmes







9. Check Application Status

To check on the status of your application, return to the main page and click on “Check Application Status”.

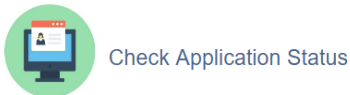


Welcome,

Click on ONE of the options below:

MY DASHBOARD	NEW APPLICATION	ALREADY APPLIED?	RESET PASSWORD	EXIT	
<i>nWallet</i>	<i>Submit a new application</i>	<i>Edit or update an application that was saved earlier but not submitted</i>	<i>Check the status of a submitted application</i>	<i>Reset your existing Password</i>	<i>Exit from the NUS Online Application Portal</i>
 My Dashboard	 Submit New Application	 Edit/ Update Saved Application	 Check Status of Submitted Application	 Reset your existing Password	 Exit

You will be able to see the status of your applied modules, as well as the submission date and time.



APPLICATION OUTCOME

Application Number: N000012295 Application Status: Submitted Course Type: Non-Graduating
 Academic Year & Semester: 2018/2019 Semester 2 Academic Programme: Exchange (Coursework)
 Name: Level of Study/ Sub-programme: University Level (UG)

Module Details								
Rank	Faculty	Module Code	Module Title	Grading Basis	MCs	Status	Reason	More module info
1	Faculty of Arts & Social Sci	EC2101	Microeconomic Analysis I	Graded	4.00	Processing	Processing	More module info
2	School of Computing	CS2100	Computer Organisation	Graded	4.00	Processing	Processing	More module info
3	School of Computing	CS3235	Computer Security	Graded	4.00	Processing	Processing	More module info
4	Faculty of Arts & Social Sci	PS1101E	Introduction to Politics	Graded	4.00	Processing	Processing	More module info
5	Faculty of Arts & Social Sci	LAK1201	Korean 1	Graded	4.00	Processing	Processing	More module info

Application Submission Date/ Time: 06/09/2018 7:10:26PM

User Guide for NUS Online Application Portal For Non-Graduating Local Programmes

10. Enquiries

For further enquiries, please email us at nghelp@nus.edu.sg.

Updated as of March 2021