

# UNDERGRADUATE ADMISSIONS APPLICATION GUIDE FOR APPLICANTS WITH

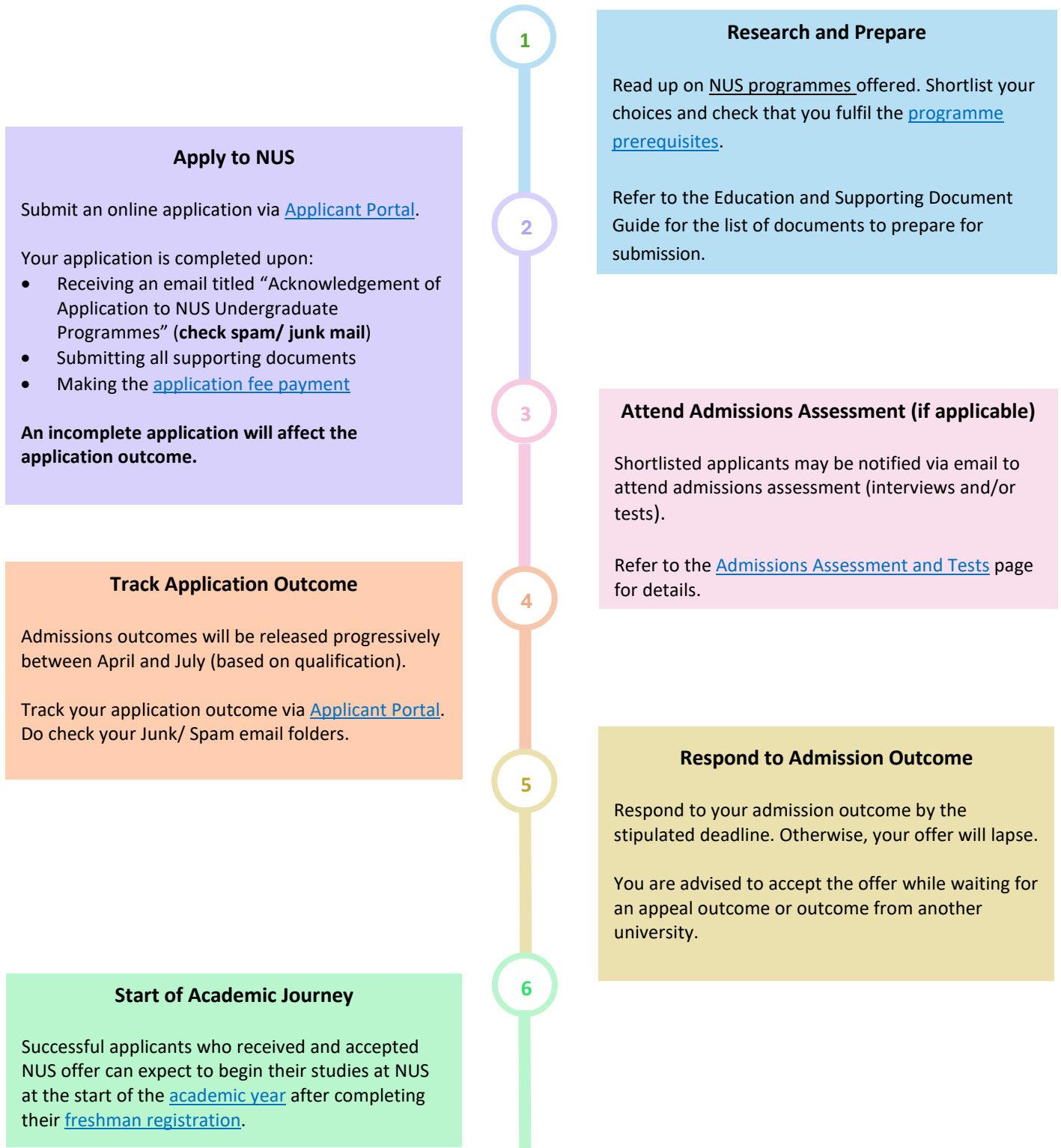
- **International Qualifications**

---

ACADEMIC YEAR 2026/2027

**NATIONAL UNIVERSITY OF SINGAPORE**  
OFFICE OF ADMISSIONS

# APPLICATION OVERVIEW



# Content Page

<b>APPLICATION TIPS .....</b>	<b>3</b>
How to apply? .....	3
How to reset or start a fresh application? .....	3
How to update or amend information submitted? .....	3
How to upload additional supporting documents after applying? .....	4
How to save my application and return later to complete it? .....	4
<b>APPLICATION STEPS.....</b>	<b>5</b>
Logging into Applicant Portal .....	5
Apply With/ As.....	7
Declaration of University Candidature .....	8
Declaration of International High School Qualification .....	9
Personal Details .....	9
Residential Address .....	10
Alternative Contact.....	10
National Service (NS) in Singapore .....	10
Choice of Study.....	11
Education and Supporting Documents.....	11
Achievements .....	12
Health and Support.....	12
Other Information .....	12
Tuition Grant (TG).....	12
Financial Aid.....	13
Household Income.....	13
Documents.....	13
Declaration .....	13
Application Confirmation .....	13
Acknowledgement Page .....	14

## APPLICATION TIPS

### How to apply?

1. Do your research on the [NUS programmes](#).
2. Understand the admissions requirements.
3. Check the [programme prerequisites](#).

### How to reset or start a fresh application?

If you would like to reset or start a fresh application, follow the steps below:

1. Log out (Button on the top right corner).
2. Log in again with your [Singpass \(For Singapore Citizens, Permanent Residents and other Singpass holders\)](#) or [social account \(International Students without Singpass\)](#).
3. Click on [Delete Draft](#), followed by [Continue to apply](#) to submit a fresh application.

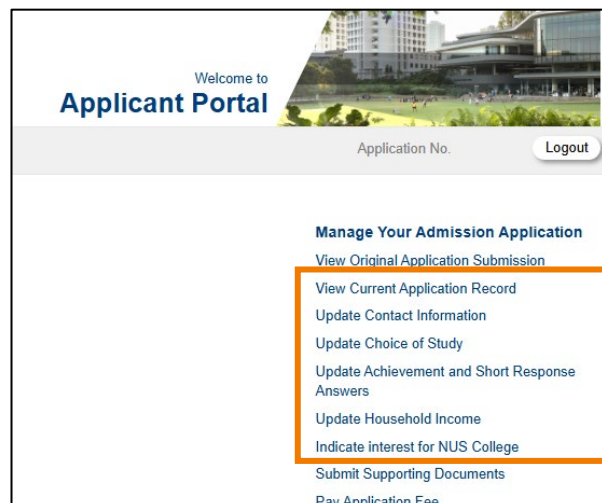


### How to update or amend information submitted?

After submitting the application, you may amend your:

- Contact information
- Choice of study
- Achievements
- Answers to short response questions
- Interest for NUS College
- Household income declaration

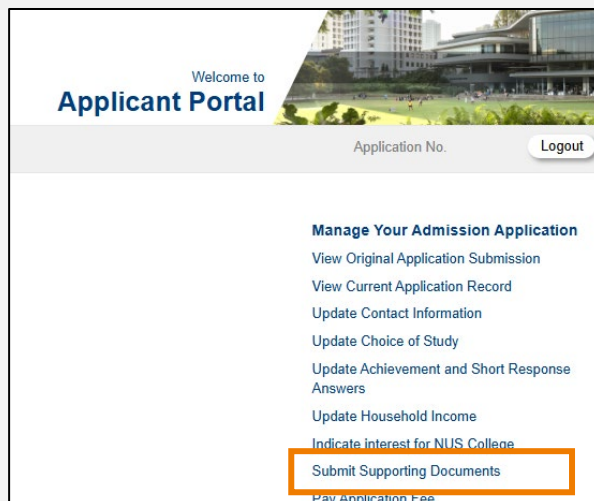
You can do so via the [Applicant Portal](#) by the closing date applicable to your qualification.



## How to upload additional supporting documents after applying?

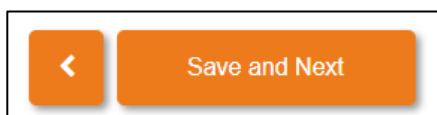
After applying, you may upload additional supporting documents via [Applicant Portal](#) by the closing date of your qualification group.

Before uploading, name your file according to its type in English (e.g. “Passport”/ “High School results”). Upload your files under “Other document” if it does not belong to any specific categories.




## How to save my application and return later to complete it?

Click on **Save and Next** to save the information entered before proceeding to the next page of the form. To return to the previous page, click on the **back arrow**.



You may use the top Navigation Bar to return to the previous sections of the application form to review or amend any information that you have previously keyed in.

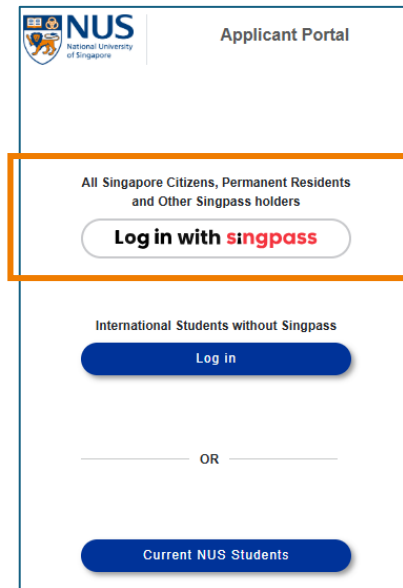


You can log in again using your [Singpass](#) or the **same social account** later to complete your submission before the application window closes.

# APPLICATION STEPS

## Logging into Applicant Portal

All **Singapore Citizens, Permanent Residents and other Singpass holders** are required to login via **Singpass**. Upon login, you are required to populate your personal particulars via **“Retrieve Myinfo with Singpass”** for quick and easy form filling.



NUS National University of Singapore

Applicant Portal

All Singapore Citizens, Permanent Residents and Other Singpass holders

**Log in with singpass**

International Students without Singpass

Log in

OR

Current NUS Students

## Welcome!

For your security, you will be automatically logged out if your session is idle for more than 30 minutes.

NUS will contact you using the email address you provided. Please check your email regularly, including your spam or junk folders. We also recommend that you add "nus.edu.sg" to your approved sender list to ensure you receive all communications.

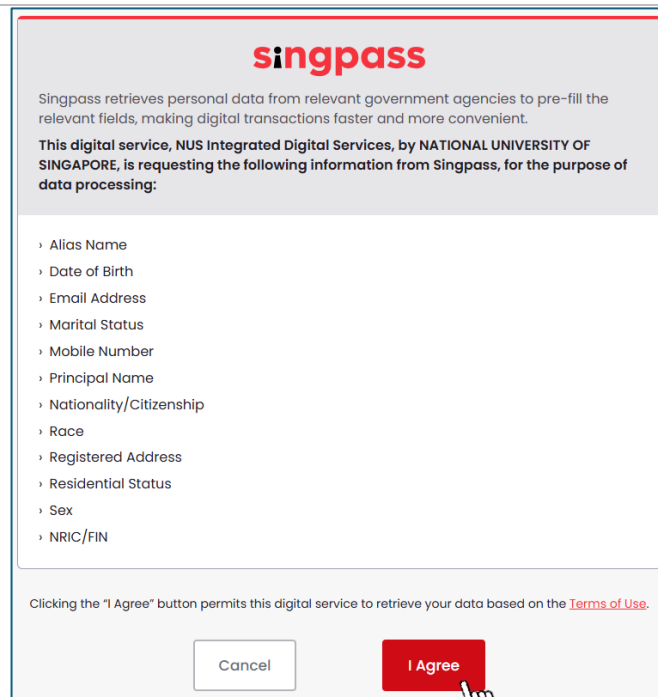
### Quick and Easy Form Filling with Myinfo

For your convenience and to help you fill out the form more quickly, Myinfo is required.

Myinfo enables you to automatically retrieve your personal data from participating government agencies, making your application process more convenient.

**Retrieve Myinfo**  
with singpass





**singpass**

Singpass retrieves personal data from relevant government agencies to pre-fill the relevant fields, making digital transactions faster and more convenient.

This digital service, NUS Integrated Digital Services, by NATIONAL UNIVERSITY OF SINGAPORE, is requesting the following information from Singpass, for the purpose of data processing:


- › Alias Name
- › Date of Birth
- › Email Address
- › Marital Status
- › Mobile Number
- › Principal Name
- › Nationality/Citizenship
- › Race
- › Registered Address
- › Residential Status
- › Sex
- › NRIC/FIN

Clicking the "I Agree" button permits this digital service to retrieve your data based on the [Terms of Use](#).

Cancel I Agree

All **International Students** without Singpass account are required to login with your **social account (Google, Microsoft Account, Apple)**.

If you do not have any Google, Microsoft or Apple account, click [here](#) to register your email address (Eg. Yahoo Mail, QQ Mail, etc) to proceed with the login.



**NUS** National University of Singapore

Applicant Portal

All Singapore Citizens, Permanent Residents and Other Singpass holders

**Log in with singpass**

International Students without Singpass

**Log in**

OR

Current NUS Students

**NUS** National University of Singapore

Sign in with your social account

Google Microsoft Account

Apple

OR

Sign in with your registered email address

Registered Email Address

Registered Email Address

Password [Forgot your password?](#)

Password

**Sign in**

## Welcome!

For your security, you will be automatically logged out if your session is idle for more than 30 minutes.

NUS will contact you using the email address you provided. Please check your email regularly, including your spam or junk folders. We also recommend that you add "nus.edu.sg" to your approved sender list to ensure you receive all communications.

[Continue to apply](#)

Should you encounter any errors in accessing the applicant portal, please attempt to access the portal after clearing your browser cache.

### Apply With/As

After logging in with your Singpass or social account on [Applicant Portal](#), ensure that you select the correct application category. If you are unsure of which category to apply under, click [here](#) for assistance.

You can only apply once in each application window.

#### Apply With/As

**Please select the correct application category. Any change in the selection will result in the reset of the data in this application form.**

Please select

International Qualification for Foreigners

International Qualification for Singapore Citizens / Singapore Permanent Residents



## Declaration of University Candidature

You should apply as a [Transfer](#) applicant if you are:

- A Singapore Citizen/ Permanent Resident who is/ was enrolled in a University (local Autonomous University\* or overseas university).
- An international applicant with any high school qualification who is/ was enrolled in a local Autonomous University\*.
- An international applicant with Singapore-Cambridge GCE A-Level, Polytechnic Diploma from Singapore, International Baccalaureate (IB) Diploma or NUS High School qualification and is/ was enrolled in an overseas university.

Otherwise, you should indicate your university candidature accordingly.

\*Local Autonomous University refers to:

- National University of Singapore (NUS)
- Nanyang Technological University (NTU)
- Singapore Institute of Technology (SIT)
- Singapore Management University (SMU)
- Singapore University of Social Sciences (SUSS)
- Singapore University of Technology and Design (SUTD)

### University Candidature

Are you currently an undergraduate or former undergraduate of a university?\*

☐ Yes ☐ No

Note: Any false declaration in this section may render your application invalid and NUS may at its discretion withdraw any offer of admission made to you on the basis of false declaration

Next

## Declaration of International High School Qualification

Select your high school examination from the dropdown list. If you are unable to find your qualification, please select '**OTHER HIGH SCHOOL QUALIFICATIONS**'.

### International High School Qualification

Please select your high school examination

Please select ▼

Next

## Personal Details

For **Singapore Citizens, Permanent Residents and Singpass holders** who logged in via Singpass, your personal particulars have been populated with **Myinfo with Singpass**. You may only edit your mailing address, email address, mobile number and marital status directly on this form, if necessary.

For **International applicants without Singpass**, please enter your personal details manually.

### **Please ensure the following:**

- Enter your full name according to your Passport or Identification Card
  - You may click [here](#) for the name format required.
- Provide a valid email address and mobile number.
  - Do not use a school-provided email address.
  - Applicants with valid Singapore mobile numbers will receive SMS alerts for admission updates (e.g. Shortlist for interview programme(s) or admission outcome).

## Residential Address

Ensure that the residential address provided is accurate and remember to **include your unit number** (if applicable).

Applicants with a Singapore residential address are also encouraged to use the **Postal Code Search** function for information like Block/House Number and Street Name to be populated if you are not using [Myinfo](#).



Postal Code ?   

For residential address outside of Singapore that do not have a Postal Code, you may leave the blank empty or input "0000". You are advised not to click on the magnifying glass, as it is for validation of Singapore residential address.

## Alternative Contact

A person to contact for emergencies.

## National Service (NS) in Singapore

***\*Not applicable to international applicants***

**For Singapore Citizens and Permanent Residents:**

- Select "**Not Applicable**" if you are not required to fulfil full-time NS in Singapore.
- Select "**Registered/ Waiting to be enlisted**" if you are awaiting notification regarding your enlistment dates.
- Select "**Serving**" if you are currently enlisted and provide your ORD date accordingly.
- If your ORD/ Projected ORD falls on or before 3 August 2026, select "**Completing by commencement of academic year**".
- Select "**Exempted**" if you are granted exemption from full-time NS by MINDEF/MHA and submit the relevant supporting document(s).
- Select "Contract SAF, SPF, SCDF, RSAF" if you are a Regular with MINDEF.

Click [here](#) for NUS Academic Calendar.

## Choice of Study

### **NUS College**

You may indicate your interest to be considered for [NUS College](#) in this section. You will need to answer additional questions and submit an essay at the end of this section for holistic assessment by NUS College.

### **Single Degree Programme(s)**

You can apply for a maximum of 8 Single Degree Programme (SDP).

Click on “**Add Programme**” to add your choice of study, and the “+” icon.



If you have applied for the common admission programme(s) such as Business Administration, Common Computer Science Programmes, Engineering and/ or Humanities and Sciences, you are also required to indicate your preferred major(s).

### **Double Degree (DDP), Concurrent Degree (CDP), Double Major, Minor & Specialisation Programmes**

You can apply for a maximum of 8 additional DDP, CDP, Double Major, Minor & Specialisation Programme(s).

The list of relevant DDPs, CDPs, Double Major, Minor and Specialisation Programmes will be displayed based on the SDP choices and corresponding preferred majors selected (applicable to Business Administration, Common Computer Science Programmes, Engineering, and Humanities and Sciences).

Any reselection of SDP choices will require you to re-select the CDPs, DDPs, Double Major, Minor, and Specialisation programmes accordingly.

## Education and Supporting Documents

Click on the relevant qualification type to learn more on how to complete the **Education** section in the application form and to access the list of Supporting Documents required.

- [International Qualifications for Singapore Citizens / Singapore Permanent Residents](#)
- [International Qualifications for Foreigners](#)

## **Achievements**

Applicants who have demonstrated a strong interest or aptitude for the programmes applied for may be considered under the [Aptitude-Based Admissions Scheme \(ABA\)](#).

You are required to answer [five short response questions](#) and list up to [four achievements](#).

If you have participated in any competitions under the International Science Olympiad, please indicate the details accordingly.

## **Health and Support**

Please complete this section if you have any (past or current) medical conditions, physical disability, drug or food allergy.

The information will help the University to determine the availability of provisions necessary to provide you with a positive learning experience during your studies at NUS.

## **Other Information**

Please indicate clearly if you have ever been:

- Arrested/ Charged in court/ Put on probation
- Convicted of an offence
- Suspended/ Expelled from an educational institution
- Terminated from employment or
- Part of any court or disciplinary proceedings

This information will enable the University to provide support during your studies at NUS. All information submitted will be treated confidentially.

## **Tuition Grant (TG)**

Singapore Permanent Residents and International Students are to indicate their intention to apply for Tuition Grant (TG). Singapore Citizens should declare accordingly.

For Singapore Permanent Residents and International Students who have accepted an NUS offer with TG, you will pay subsidised fees and are required to work for a Singapore entity for three years upon graduation.

If you have accepted an NUS offer without TG, you will pay non-subsidised fees. You will also not be eligible for NUS and MOE funded or administered Financial Aid and Scholarships during your entire programme candidature.

You may find more details [here](#).

## Financial Aid

This is to indicate your intention to apply for Financial Aid. You are to submit a **separate** online application for Financial Aid [here](#).

## Household Income

You are to declare your household income information.

The University collects household income information of all applicants to increase awareness and assess the levels of financial aid for needy applicants. This has no impact or implication on your application outcome at all.

## Documents

You will be prompted to upload all relevant supporting documents when completing the online application form.

To submit additional documents **after** application, you may do so via the [Applicant Portal](#) by the respective closing dates.

## Declaration

This section requires your declaration that all the information provided in your application is correct.

## Application Confirmation

Please verify that the information provided is accurate before clicking **Submit**. To make any amendments:

- 1) Click **Back** and navigate to the relevant section.
- 2) Click **Save and Next** to save the revised information.
- 3) Click **Submit** to proceed with the application.

## Acknowledgement Page

Once submitted successfully, your Application Number will be displayed on the screen.

You may pay your non-refundable application fee of S\$10 (Singapore Citizen/ Permanent Resident) or S\$20 (International applicants) via Credit Card or PayNow. **The application is incomplete if the payment is not received by the application closing date.**

You will receive an email titled *“Acknowledgement of Application to NUS Undergraduate Programmes”* if your application has been received. Do remember to check your inbox, including junk and spam folders.