

APPLICATION GUIDE FOR SC/SPR WITH INTERNATIONAL QUALIFICATION STUDENTS

ACADEMIC YEAR 2023-2024

NATIONAL UNIVERSITY OF SINGAPORE

OFFICE OF ADMISSIONS | UNIVERSITY TOWN, 2 COLLEGE AVENUE WEST, #01-03, SINGAPORE 138607

This guide is only meant for Singapore Citizen or Singapore Permanent Residence students presenting International Qualifications.

Before you apply:



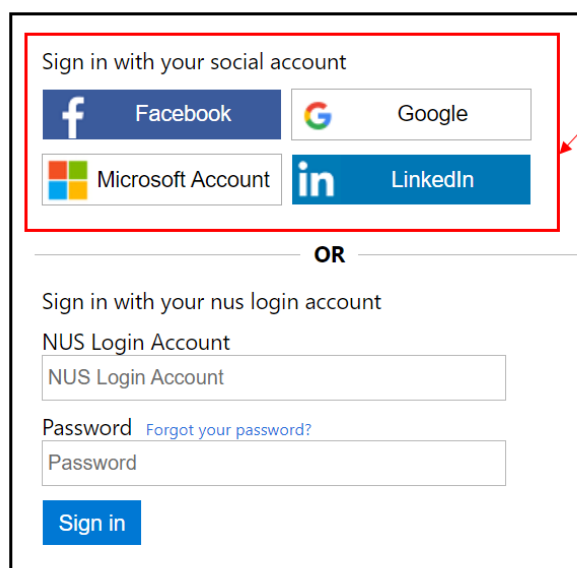
- Research on the [programmes](#) that NUS has to offer.
- View [admission requirements and application deadline](#) according to your high school qualification.
- Check [subject pre-requisites](#) for admission to the respective programmes.
- For best user experience, please use **Google Chrome or Mozilla Firefox**. Other browsers (such as Internet Explorer, Microsoft Edge versions before version 44.17763) may experience compatibility issues.

How to apply:

Check [here](#) to submit an application.

You can use one of the following social accounts to proceed with your undergraduate admissions application:

- Facebook
- Google (e.g. Gmail)
- Microsoft Account (e.g. Outlook or Hotmail)
- LinkedIn



The screenshot shows a login page with two main sections. The top section, titled 'Sign in with your social account', is enclosed in a red rectangular box. It contains four buttons: Facebook (blue with white 'f'), Google (white with colorful 'G'), Microsoft Account (white with colorful squares), and LinkedIn (blue with white 'in'). A red arrow points to the right side of this box. Below this section is a horizontal line with the word 'OR' in the center. The bottom section, titled 'Sign in with your nus login account', contains a text input field for 'NUS Login Account', a password input field with a 'Forgot your password?' link, and a blue 'Sign in' button.

By using your social account for login, information entered in the application form will be automatically saved. As you will be logged out if your session idles for more than 30 minutes, using your social account for login ensures that information previously entered can be retrieved when you resume the session again.

You are encouraged to create an email account which you can use for this application purpose.

If you do not have any of the above social accounts, please click [here](#) to create a NUS Account for Undergraduate Admission Application.


You would be required to fill in the following information:

➤ University Candidature

- If you are a current or former university student, you should apply via www.nus.edu.sg/oam/apply-to-nus/transfer-applicants.
- Otherwise, select 'No' to proceed.

➤ Personal Particulars - Myinfo

- You can use **Myinfo** to pre-fill the relevant fields in your application form, making submission of accurate data faster and more convenient. Click on '**Retrieve Myinfo with Singpass**' to proceed.
- Please provide a valid email address and mobile number for the University to contact you if necessary. Applicants who provide a **valid Singapore mobile number** will receive SMS alert for admission updates (e.g. shortlist notification for interview programme(s) or offer of admission).



The screenshot shows the Singpass interface. At the top, the Singpass logo is displayed in red. Below the logo, a message states: "Singpass retrieves personal data from relevant government agencies to pre-fill the relevant fields, making digital transactions faster and more convenient." This is followed by a bold statement: "This digital service is requesting the following information from Singpass, for the purpose of NUS Admission". Below this, a list of fields is shown, each preceded by a right-pointing chevron (>): Name, Sex, Date of Birth, Email, Nationality, NRIC/FIN, Registered Address, Mobile Number, Race, Residential Status, and Marital Status.

If you use the Myinfo function, you will only be allowed to make changes to the following fields:

- Marital Status
- Email
- Mobile Number

➤ National Service (NS) in Singapore

- You should choose 'Not Applicable' if you are not required to fulfil the mandatory national service in Singapore.

➤ Alternative Contact Information

- A person to contact in case of emergency.

➤ NUS College

- Please indicate if you wish to be considered for NUS College.
- If you have indicated your interest to be considered for NUS College, you will be required to

provide additional information such as essays and a recommendation letter which will be used for holistic assessment.

➤ Choice of Programmes

- You can apply for **8 Single Degree** programme choices (Part A) and another **8 Double Degree (DDP), Concurrent Degree (CDP), Double Major, Minor and Specialisation Programmes** (Part B). Do note that Part B is optional.
- Click the '+' button to add your programmes.

The image shows a screenshot of a web application interface. It features two horizontal sections for selecting program choices. The top section is labeled 'Single Degree Courses' and includes a dropdown menu and a red circular button with a white plus sign. The bottom section is labeled 'Double Degree (DDP), Concurrent Degree (CDP), Double Major, Minor & Specialisation Programmes' and also includes a dropdown menu and a red circular button with a white plus sign. A hand cursor is shown clicking the plus button in the bottom section.

- If you wish to be considered for admission to the College of Humanities and Sciences (CHS), please select 'Humanities and Sciences' as one of your choices and indicate a preferred major.
- To be considered for the Common Admissions Engineering programme, you must rank 'Engineering' as one of your choices and indicate a preferred major.

➤ Education

○ **High School Education**

If you are sitting for your National or Official Year 12 examination in the same year of application and will receive your results only after the application deadline, you should key in your Year 11 results. In addition, you should select "I will be completing the high school final examination after application closing date" and indicate the estimate results release date.

If you have completed your national or official Year 12 examination, key in your actual results and select "I have completed the high school final examination".

- Applicants are required to meet the Mother Tongue Language (MTL) requirement as set by the Ministry of Education, Singapore.

○ **Other Education**

- The other sections are optional

➤ Achievements

- This section is mandatory. Applicants are required to answer a series of 5 short response questions and provide 1 achievement details for university's assessment.
- If you do not have any achievements to present for consideration, please select "Not Applicable".

➤ Health and Support

- Share if you have any medical or mental conditions and/or physical disabilities.
- Please also provide the details if you have any drug or food allergies.
- The information will enable NUS to develop a better understanding of an applicant's need for support/resources during his/her studies in NUS, and to ascertain if provisions required are available, in an effort to make the student experience a positive one.

➤ **Other information**

- Please indicate if you have been convicted in court or military court (court martial) for any offence in any country; suspended or expelled from an educational institution; terminated from your employment for any reason; or have any court or disciplinary proceedings pending.
- The information will enable the University to provide support during your studies in NUS. All information submitted will be treated confidentially.

➤ **Tuition Grant**

- You are required to declare and/or apply for Tuition Grant.
- If your application for the Tuition Grant is successful and you have accepted it, you will pay subsidised fees, and are required to work for a Singapore entity for three years upon graduation **(Only applicable for Singapore Permanent Residence)**.
- If you are not successful, or have chosen not to apply for the Tuition Grant, you will pay non-subsidised fees. You will also not be eligible for NUS and MOE funded or administered Financial Aid and Scholarships during your entire programme candidature. You may find more details [here](#).


➤ **Financial Aid**

- Do indicate if you intend to apply for financial aid.
- You will need to submit a separate online application for it [here](#).

➤ **Household Income**

- The University is collecting household income information of all applicants to assess the levels of financial aid necessary for needy applicants and to increase the awareness of financial aid. It has no impact or implication on your application outcome.

➤ Documents

- Based on your information declared, you will be prompted to upload specific supporting documents to support your undergraduate admission application.
- Click on  to upload the relevant documents.
- If you wish to submit additional documents after you have submitted the online application, you may do so via the [Applicant Portal](#) by the application closing date.

➤ Declaration

This section requires your declaration that the information provided in the application is correct.

➤ Personal Identification Number (PIN)

- You would need to create an 8-digit PIN, which must contain both alphabet(s) and number(s). Please note that your PIN is case sensitive.
- This would allow you to log in to the [Applicant Portal](#) so you can track your application status and submit supporting documents.

➤ Submission Summary

- If you wish to make any amendments, you should click on the **Navigation Drop-down Menu** or the **Back** button to return to the relevant section. After the change is made, click on **Save and Next** icon to save the revised information. Click the **Submit** button to proceed with the application.
- **Do check your details before clicking the Submit button.**

➤ Acknowledgement

- Once submitted successfully, the Application Acknowledgement page with your Application Number will be displayed.
- A non-refundable [application fee](#) of SGD 10 can be paid through Credit Card (Visa/MasterCard/Amex), PayNow, Alipay, Bank Draft/Cheque or AXS.
- You will also receive an email titled “Acknowledgement of Application to NUS Undergraduate Courses” if your application has been received.



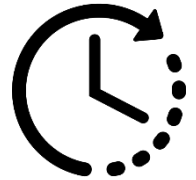


After you apply:

- Pay Application Fee
- Upload a clear set of supporting documents via [Applicant Portal](#).
- Please refer to the [Supporting Document Guide](#) on the documents required by the application deadline.
- Only completed application will be considered for admission

Wait for your application outcome

- Attend the University Entrance Examination, if required.
- Depending on the programmes you have applied, [interview and/or selection test](#) may be required before admission outcome can be made.
- Application outcome for most applicants (except for Indian Standard 12, Gao Kao, HKDSE applicants) will be released progressively, up to mid-July.



Reply to our offer


Your admission offer letter will be available online after you have been offered admission. The offer letter will indicate how and when to reply to our offer.



Should you have any queries, please contact the Office of Admissions at www.askadmissions.nus.edu.sg or 6516 1010.

Summary of Application Process

Prepare your application

- Find out the programmes offered and subject pre-requisite.
 - Check the admission requirements for your high school qualification.
- 

Apply online

- Apply via here by the application deadline.
- 

Complete your application

- Pay Application Fee
 - Upload Supporting Documents as indicated in the checklist.
- 

Wait for outcome

- Attend the University Entrance Examination, if required.
 - Attend additional interview and/or test, if required.
- 

Reply to offer

- Your admission offer letter will be available online after you have been offered admission.
- The offer letter will indicate how and when to reply to our offer.