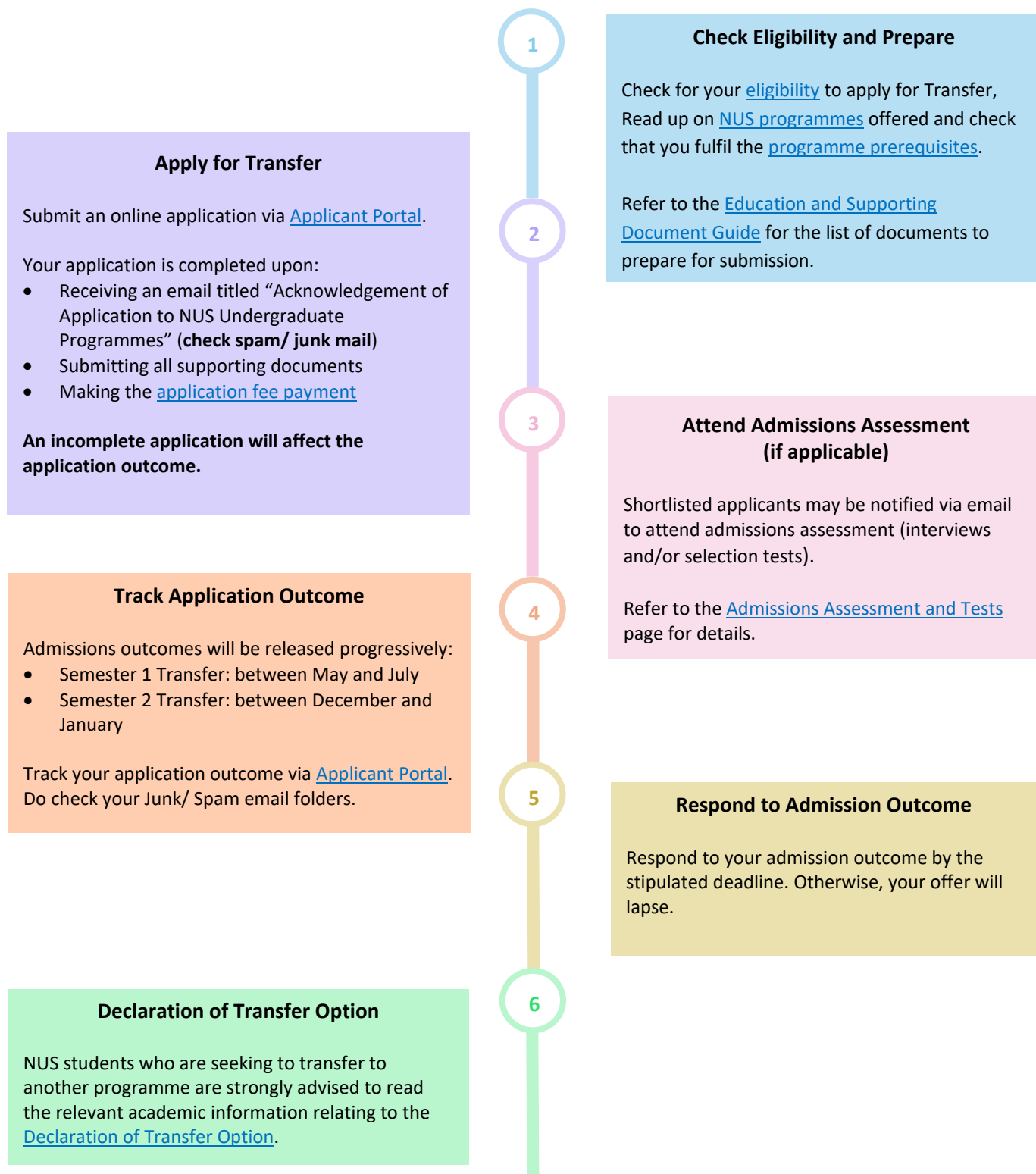


TRANSFER APPLICATION GUIDE FOR CURRENT NUS STUDENTS

ACADEMIC YEAR 2025/ 2026

NATIONAL UNIVERSITY OF SINGAPORE
OFFICE OF ADMISSIONS

APPLICATION OVERVIEW



Content Page

APPLICATION STEPS.....	3
Check your eligibility to apply for Transfer.....	3
Logging into Applicant Portal.....	3
Apply With/ As.....	4
High School Qualification	4
Personal Details	5
Residential Address	5
Alternative Contact	5
National Service (NS) in Singapore.....	6
Choice of Study	6
Education and Supporting Documents.....	7
University/Tertiary Education.....	7
Achievements.....	7
Health and Support	7
Other Information	8
Tuition Grant (TG)	8
Financial Aid.....	8
Household Income	8
Documents.....	9
Declaration.....	9
Application Confirmation	9
Acknowledgement Page	9

APPLICATION STEPS

Check your eligibility to apply for Transfer


Current NUS students who wish to change majors within the Engineering common admissions programme of the College of Design and Engineering (CDE), the College of Humanities and Sciences (CHS), NUS Business School (AY2024 cohort) or School of Computing (AY2025 cohort), there is no need to submit a Transfer Application.

Current NUS student in Computer Science, who wish to change major within the Common Computer Science programme would not be required to submit a Transfer Application.

Students under the above scenarios are required to consult the respective College or School's Dean's Office directly.

Logging into Applicant Portal

You should log in to [Applicant Portal](#) with your **NUS-ID** to authenticate your credentials.


NUS
National University of Singapore

Applicant Portal

All Singapore Citizens, Permanent Residents
and Other Singpass holders

Log in with singpass

International Students without Singpass

Log in

OR

Current NUS Students

National University of Singapore

Sign in

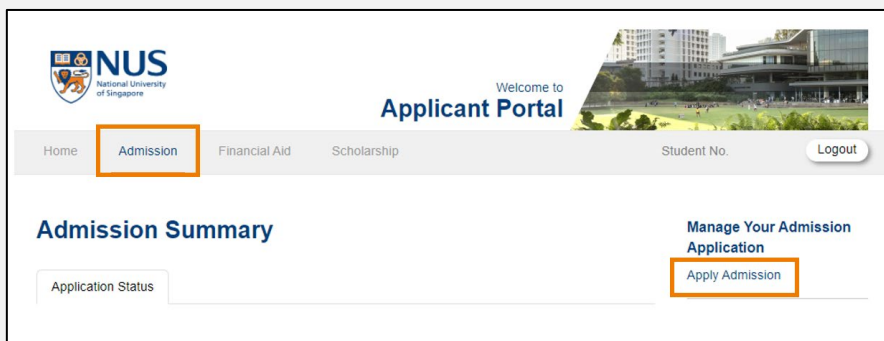
Sign in

Please sign in with your NUS-ID, e.g:
NUS-ID@u.nus.edu or NUS-ID

Property of NUS and for authorized users only. By continuing to use
this application which is governed by the NUS Acceptable Use Policy,
you represent that you are an authorized user.

[Change Password](#)
[Forgot Password \(Student\)](#)
[Forgot Password \(Alumni\)](#)
[Register MFA](#)

Upon login with your NUS-ID, click on the **“Admission”** tab on the top left and select **“Apply Admission”** under Manage Your Admission Application to proceed with your transfer application.

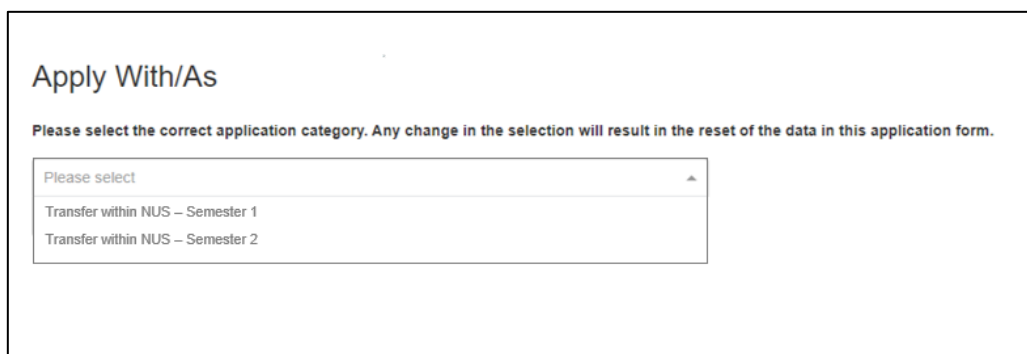


The screenshot shows the NUS Applicant Portal interface. At the top, there is a navigation bar with the NUS logo, the text "Welcome to Applicant Portal", and a "Logout" button. Below the navigation bar, there are tabs for "Home", "Admission", "Financial Aid", and "Scholarship". The "Admission" tab is highlighted with an orange box. Under the "Admission" tab, there is a section titled "Admission Summary" with a sub-section "Application Status". To the right of the "Application Status" section, there is a button labeled "Apply Admission" which is also highlighted with an orange box. Above this button, there is a link "Manage Your Admission Application".

Apply With/ As

After logging in with your **NUS-ID** on [Applicant Portal](#), ensure that you select the correct application category.

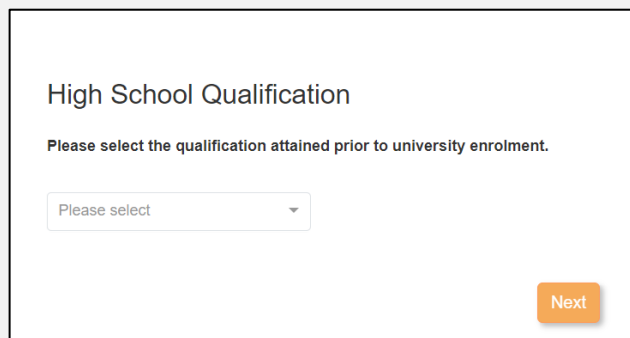
You can only apply once in each semester cycle.



The screenshot shows the "Apply With/As" form. At the top, there is a title "Apply With/As". Below the title, there is a message: "Please select the correct application category. Any change in the selection will result in the reset of the data in this application form." Below this message, there is a dropdown menu with the text "Please select" and two options: "Transfer within NUS – Semester 1" and "Transfer within NUS – Semester 2".

High School Qualification

Select the High School Qualification you attained prior to your university enrolment



The screenshot shows the "High School Qualification" form. At the top, there is a title "High School Qualification". Below the title, there is a message: "Please select the qualification attained prior to university enrolment." Below this message, there is a dropdown menu with the text "Please select" and a downward arrow. At the bottom right of the form, there is an orange button labeled "Next".

Personal Details

All **Singapore Citizens, Permanent Residents and Student's Pass holders** are required to populate your personal details with **Myinfo with Singpass**. You may only edit your mailing address, email address, mobile number and marital status directly on this form, if necessary.

Your form has been auto-filled with Myinfo

Most details pulled from Myinfo cannot be edited here. You may only edit your mailing address, email address, mobile number and marital status directly on this form.

If you have updated your personal data with the relevant government agencies, you can click "Retrieve Myinfo with Singpass" to refresh the form with your latest details.

Retrieve Myinfo
with singpass

If you do not have Singpass, you may enter your personal details manually.

Please ensure the following:

- Enter your full name according to your Passport or Identification Card
 - You may click [here](#) for the name format required.
- Provide a valid email address and mobile number.
 - You may provide your NUS email address.
 - Applicants with valid Singapore mobile numbers will receive SMS alerts for admission updates (e.g. Shortlist for interview programme(s) or admission outcome).

Residential Address

Ensure that the residential address provided is accurate and remember to **include your unit number** (if applicable).

Applicants with a Singapore residential address are encouraged to use the **Postal Code Search** function for information like Block/House Number and Street Name to be populated if you are not using [Myinfo](#).

Postal Code 



For residential address outside of Singapore that do not have a Postal Code, you may leave the blank empty or input "0000". You are advised not to click on the magnifying glass, as it is for validation of Singapore residential address.

Alternative Contact

A person to contact for emergencies.

National Service (NS) in Singapore

****Not applicable to international applicants***

For Singapore Citizens and Singapore Permanent Residents:

- Select “**Not Applicable**” if you are not required to fulfil full-time NS in Singapore.
- Select “**Exempted**” if you are granted exemption from full-time NS by MINDEF/MHA and submit the relevant supporting document(s).
- Select “**Contract SAF, SPF, SCDF, RSAF**” if you are a Regular with MINDEF.

Click [here](#) for NUS Academic Calendar.

Choice of Study

NUS College (Applicable only for Transfer in Semester 1)

You may indicate your interest to be considered for [NUS College](#) in this section. You will need to answer two additional short-answer questions at the end of this section for holistic assessment by NUS College.

For current NUS students not in NUS College:

NUS students who would like to apply for transfers into [NUS College](#) should note that you may only do so if you are changing your degree programme. All NUS College students must start as Year 1, Semester 1 students, in which case all the credits that you had previously obtained within NUS will no longer count toward your GPA. There may also be implications on fee subsidies during the candidature of your programme.

If you are applying for a change in your degree programme, and wish to apply for a transfer into NUS College as a Year 1, Semester 1 student, please select “Yes” in the question below.

All other students, please select “No” in the question below.

For existing NUS College students:

All existing NUS College students should select “No” in the question below. Please note that all NUS College students applying for transfers of majors will retain their position in NUS College by default.

However, if you apply to transfer to a major that is not compatible with NUSC and your application is successful, you will automatically be offered a place in your new major without NUSC.

If you wish to transfer out of NUS College, please select “No” in the question below. Additionally, indicate “I am seeking to transfer out of NUS College” under “Reasons for Application” in the “[University Education](#)” section of the application form. You are also required to contact the NUS College academic team at nuscacad@nus.edu.sg. The team will provide academic advice and guide you on the necessary steps to transfer out of NUS College, which must be completed during the transfer windows.

Single Degree Programme

You can apply for a maximum of 1 Single Degree Programme (SDP).

Please note that the following programmes are not available for transfer in **Semester 2**: Architecture, Dentistry, Industrial Design, Landscape Architecture, Law, Medicine, Nursing, Nursing (CCP-RN Degree) and Pharmacy.

If you have applied for common admission programme such as Business Administration, Common Computer Science Programmes, Engineering or Humanities and Sciences programme, you are also required to indicate your preferred major.

Education and Supporting Documents

Click on the relevant qualification type to learn more on how to complete the **Education** section in the application form and to access the list of supporting documents required.

- [Diploma from Polytechnic or Other Institutions in Singapore](#)
- [International Baccalaureate \(IB\) Diploma](#)
- [NUS High School Diploma](#)
- [Singapore-Cambridge GCE A-Level](#)
- [International Qualifications \(Singapore Citizens / Singapore Permanent Residents\)](#)
- [International Qualifications \(International Applicants\)](#)

University/Tertiary Education

Please provide details of your university credentials and indicate your reasons for seeking a transfer within NUS.

Achievements

The University uses a holistic approach to assess applicants for admissions, considering factors from academic grades to the applicant's interest, aptitude and prior preparation.

You are required to answer [five short response questions](#) and list up to [four achievements](#).

Health and Support

Please complete this section if you have any (past or current) medical conditions, physical disability, drug or food allergy and upload relevant supporting document(s) (if available).

The information will help the University to determine the availability of provisions necessary to provide you with a positive learning experience during your studies at NUS.

Other Information

Please indicate clearly if you have ever been:

- Arrested/ Charged in court/ Put on probation
- Convicted of an offence
- Suspended/ Expelled from an educational institution
- Terminated from employment or
- Part of any court or disciplinary proceedings

This information will enable the University to provide support during your studies at NUS. All information submitted will be treated confidentially.

Tuition Grant (TG)

Singapore Permanent Residents and International Students are to indicate their intention to apply for Tuition Grant (TG). Singapore Citizens should declare accordingly.

For Singapore Permanent Residents and International Students who have accepted an NUS offer with TG, you will pay subsidised fees and are required to work for a Singapore entity for three years upon graduation.

If you have accepted an NUS offer without TG, you will pay non-subsidised fees. You will also not be eligible for NUS and MOE funded or administered Financial Aid and Scholarships during your entire programme candidature.

MOE Tuition Grant or other Government sponsorship/subsidy previously received will be taken into consideration in assessing the MOE Tuition Grant eligibility for the new programme. Applicant will pay non-subsidised fees for the new programme if he/ she is assessed to be ineligible for MOE Tuition Grant.

You may find more details [here](#).

Financial Aid

This is to indicate your intention to apply for Financial Aid. You are to submit a **separate** online application for Financial Aid [here](#).

Household Income

This is for you to declare your household income information.

The University collects household income information of all applicants to increase awareness and assess the levels of financial aid for needy applicants. This has no impact or implication on your application outcome at all.

Documents

You will be prompted to upload all relevant supporting documents when completing the online application form.

To submit additional documents **after** application, you may do so via the [Applicant Portal](#) by the application closing dates.

Declaration

This section requires your declaration that all the information provided in your application is correct.

Application Confirmation

Please verify that the information provided is accurate before clicking **Submit**. To make any amendments:

- 1) Click **Back** and navigate to the relevant section.
- 2) Click **Save and Next** to save the revised information.
- 3) Click **Submit** to proceed with the application.

Acknowledgement Page

Once submitted successfully, your Application Number will be displayed on the screen.

You will receive an email titled “*Acknowledgement of Application to NUS Undergraduate Programmes*” within 24 hours after your application has been received. Do remember to check your inbox, including the junk and spam folders.

You may pay the non-refundable application fee of S\$10 via Visa, Mastercard, AMEX, AliPay, or PayNow through the 'Pay Application Fee' facility on the [Applicant Portal](#) after submitting your application.

The payment status will be updated one working day after the payment has been received. This payment processing time will still apply to payments made on the application closing date.

Applicants must ensure that only one payment is made, as duplicate or multiple payments are non-refundable. Applicants are responsible for confirming the payment status before attempting another payment.

The application is incomplete if the payment is not received by the application closing date.