



SEP Pre-Departure Briefing for Taiwan

Global Relations Office
Nov 2019

Who are we?

Global Relations Office (GRO)

What can we do for you?



Agenda

1. Highlights of SEP
2. Preparing for SEP
3. What to expect at your destination
4. Settling in
5. Homecoming
6. Sharing by returning NUS exchange students
7. Networking

What is SEP?

SEP is an **opportunity** for students to:

- 1 Spend **one or two semesters** studying at a partner university
- 2 Earn **modular credits** toward their major in a new academic setting
- 3 Immerse themselves in a **new place and culture**
- 4 Enjoy **tuition-fee waiver** from the partner institution, and pay NUS tuition fees for the exchange semester(s)



TOP REASONS FOR GOING ON SEP

(as reported by students)

- 1 Personal development
- 2 To experience a different culture
- 3 Travel opportunities



AFTER THEIR SEP EXPERIENCE...

~99% Felt more capable of taking care of themselves

~99% Felt more adaptable to new environment /changing situation



SATISFACTION SURVEY

AY2017/18

99%

were either extremely satisfied or
satisfied with their exchange

98%

would recommend SEP to other
students



STUDY PLAN

- Do your module mapping via EduRec (select Self Service – External Study).
- Have some back-up modules for “just in case”.
- Any changes to study plan, must seek approval from your home faculty immediately.
- Modules information may not be readily available prior to your exchange. May need to work with home faculty for study plan approval when you are at the host university.

PASSPORT & FLIGHT



- Passport needs to be valid for min. 6 months after return date.
- Do **NOT** confirm flight booking until you have received the acceptance from the host university and gotten your visa.
- Arrive at least 2 weeks before study period and attend orientation programme.

Preparing for SEP

VISA

- Apply for Visitor Visa at **Taipei Representative Office in Singapore**

Website : http://www.roc-taiwan.org/sg_en/post/34.html

Address : 460 Alexandra Road, #23-00, PSA Building

Visa Enquiry : +65-65000100

E-mail address : visataipeirep@gmail.com

- Resident Visa required if exchange is for 2 semesters
- Singapore citizens do not need to apply for visa for the Winter programme (30-day visa free entry)
- Application procedures differ for Chinese, Hong Kong and Macau passport holders

Preparing for SEP

HEALTH & INSURANCE

- Covered by NUS Students Travel Insurance
<http://www.nus.edu.sg/finance/InsuranceCoverforOfficialNUSTrips.html>.
- Have a comprehensive travel and health insurance coverage for the full duration of your stay abroad, including travelling.
- Consider additional health and/or travel insurance if you deemed necessary.
- Bring along the emergency hotline numbers and a copy of your insurance policy.
- Report accident/loss at the earliest possible opportunity.
- Require inbound exchange students to have valid insurance coverage. Submit a copy of your insurance certificate to the host university for waiver of insurance fees if applicable.
- Check in on your iSOS app. Update mobile number if necessary

Preparing for SEP

COST OF LIVING

- Estimated monthly cost of living:

	TAIWAN
On-campus accommodation	\$200 - \$600
Meals (On-campus)	\$300
Books, stationery supplies, etc.	\$175
Transportation	\$50
Personal Expenses	\$190
TOTAL	\$915 - \$1,315

Preparing for SEP

CHECKLIST OF THINGS TO BRING – DOCUMENTS

- ☐ Valid passport and visa
- ☐ Proof of acceptance by host university
- ☐ Study plan
- ☐ NUS transcripts (to facilitate module registration)
- ☐ Proof of financial support
- ☐ Letter confirming accommodation
- ☐ Receipts of payments made (housing, admin fees, etc.)
- ☐ Medical records (including vaccinations)
- ☐ Insurance
- ☐ Forms of identification (ISIC youth card, driving license, etc.)
- ☐ Bank draft/ credit card/ cash
- ☐ Confirmed flight ticket
- ☐ List of emergency contacts

Please remember to make a copy of all important documents. Keep separate sets in different places. You might also like to leave a set at home, so that these documents can be easily sent to you in the event that you lose those with you.

Preparing for SEP

CHECKLIST OF THINGS TO BRING – NECESSITIES

- ☐ Appropriate clothing and footwear
- ☐ First-aid kit
- ☐ Medication
- ☐ Adaptors and chargers
- ☐ Umbrella/ raincoat
- ☐ Passport photos
- ☐ Toiletries
- ☐ Hairdryer
- ☐ Digital camera
- ☐ Photos and souvenirs of home/ Singapore
- ☐ Foodstuff



PACK IT RIGHT FOR YOUR FLIGHT



The unauthorised carriage of dangerous or prohibited items by air may pose a risk to aviation safety. These items may seem harmless but can be a safety hazard when brought on board an aircraft. It is therefore important to comply with the regulations on the carriage of items and ensure that you pack it right for your flight.

PROHIBITED ITEMS

Items not allowed on an aircraft



- ▶ Explosive, flammable, corrosive or poisonous items
- ▶ Firearms and weapons



CHECKED BAGGAGE

Items that must be checked in



EXAMPLES*

- ▶ Sharp objects
- ▶ Bulky items
- ▶ Liquids, aerosols and gels of more than 100ml



HAND CARRY BAGGAGE

Items that passengers can carry on board an aircraft



- ▶ Liquids, aerosols and gels kept in containers of not more than 100ml each
 - All must fit into a transparent, re-sealable plastic bag with maximum capacity of 1 litre that is completely closed
- ▶ Up to 2 spare lithium batteries for portable electronic devices (including power banks)
 - Packed individually to prevent short circuits
 - Must be hand carried, cannot be checked in



Power banks should be in hand carry baggage



*Please note that the items listed above are not exhaustive. For more information or additional restrictions, please check with your airline or visit www.caas.gov.sg/carriage_of_items.

CAAS
Civil Aviation Authority of Singapore

DON'T FORGET TO REGISTER WITH MFA!

- Singaporeans/PRs should register themselves with Singapore MFA at <https://eregister.mfa.gov.sg/eregisterportal/common/pr eLoginEregisterView.action>.
- NS men must notify MINDEF of their trip and apply for the Exit Permit if required at www.ns.sg.
- International students should contact their country's diplomatic missions.

3 Simple Steps on how to eRegister



Step 1: Decide if eRegistering for individual or group

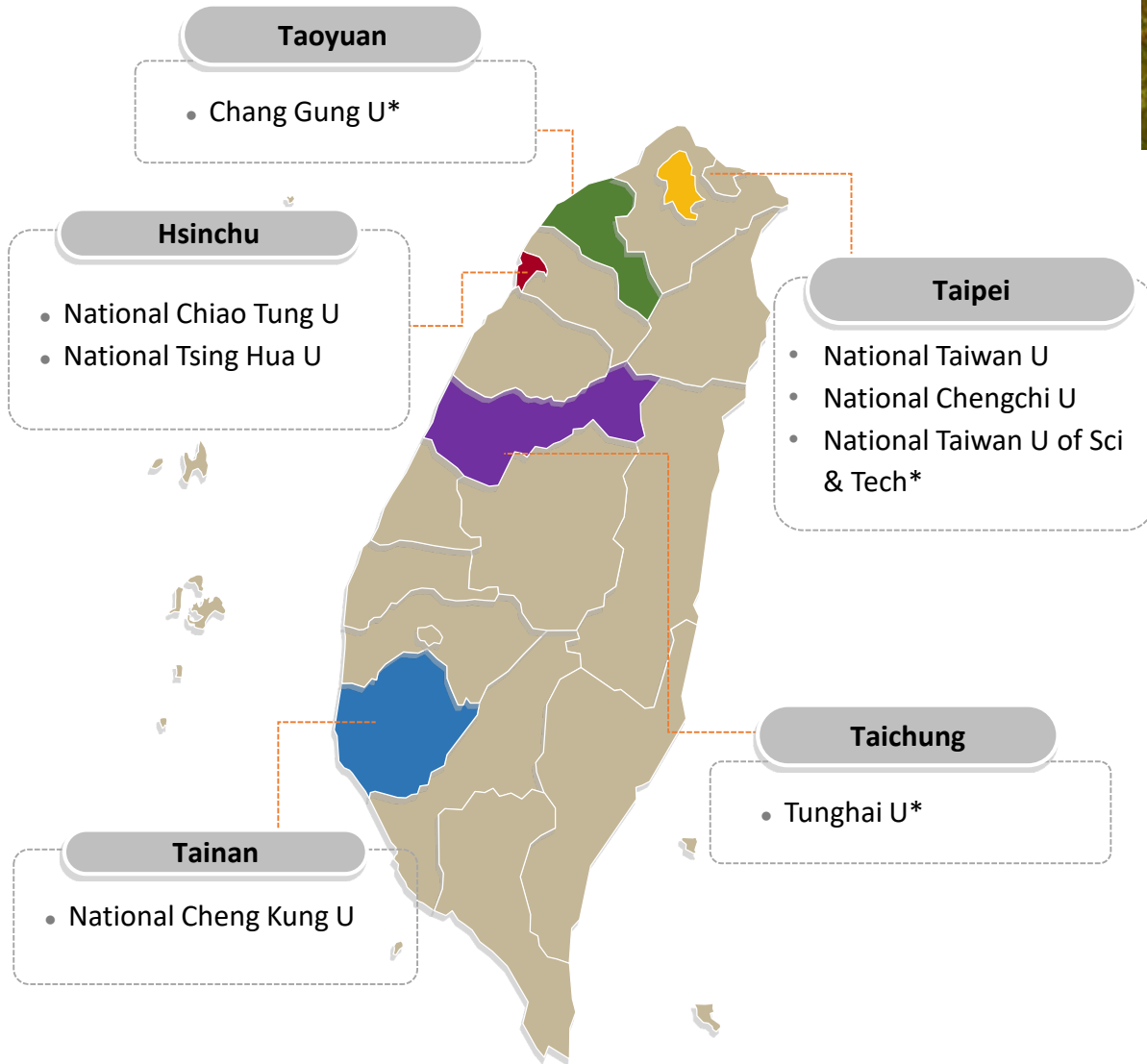


Step 2: Proceed to eRegister



Step 3: Receive email/SMS acknowledgement

What to Expect at Your Destination



ABOUT *Taiwan*

Taiwan

- Also known as Formosa
- Total population : 23.5 million people
- Total land area : 36,193 km² (50 x Singapore)
- Still using traditional Chinese characters for the written form of the language
- Taiwanese people are very welcoming and helpful towards foreign travelers or expats
- One of the most efficient recycling systems in the world


What to Expect at Your Destination



What to Expect at Your Destination

WEATHER (WINTER/SPRING)


- Mild winter, January ave. temp 12 °C to 18 °C
- May hit single digit on coldest day
- Can get foggy
- May rain (especially Taipei); bring umbrella
- layering of clothing is good idea



What to Expect at Your Destination


ACADEMIC CULTURE

- About 60-70% of the courses are conducted in Chinese; English-medium courses are available but rather competitive.
- Mostly seminar style where both lecture and tutorial are condensed into a 3-hours block instead of lecture-tutorial style.
- Students are slightly more vocal and active in classes.
- No recess week (!)



What to Expect at Your Destination

ACCOMMODATION



What to Expect at Your Destination

SAFETY

- Safety should be the priority in all that you do.
- Assess the risk of what you are about to do and try to minimise and even avoid unnecessary risk.
- If confronted, give up your valuables and do not resist as your safety is the most important.
- Ask locals about any dangerous areas or locations that should be avoided.



What to Expect at Your Destination

FIND OUT MORE ABOUT...

- Climate and time difference
- Exchange rate and cost of living
- Regional map and local transportation
- Cultural similarities and differences
- Health and safety (iSOS advisory)
- Meet and greet services
- Living and studying at host university
- Expectation and academic assessment at host university
- Activities for exchange students at host university

What to Expect at Your Destination

USEFUL RESOURCES

- Partner university specific information:
<http://www.nus.edu.sg/gro/student-exchange.php>
- Read seniors' reports of host university:
<https://share.nus.edu.sg/ng/SEP%20Report/Forms/AllItems.aspx>
- On being prepared while overseas:
<https://www.mfa.gov.sg/Where-Are-You-Travelling-To>

Settling In

MAKING THE MOST OF YOUR SEMESTER

- Don't just stick to Singaporeans! Make an effort to meet different people and be open-minded about differences.
- Even while having fun, make sure you are aware of any important academic dates and not miss any deadlines!
- Take note of your exam dates. If your semester overseas overlaps with the new NUS semester, start making arrangements for early exam or alternative assessments. If neither is possible, apply for an extension of your leave of absence from NUS.
- Activate the email account given by your host university to receive important notices and announcements.
- Check both host university and NUS email frequently.
- Always stay in touch with your family and friends back home.
- If a problem arises, try to resolve it. However, if you are unable to, ask for help.

Settling In

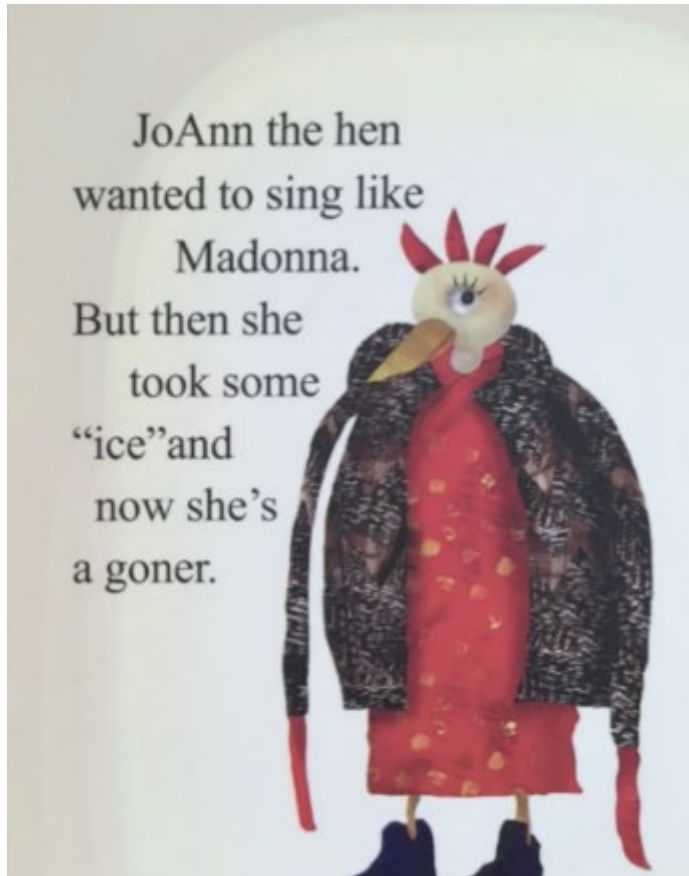
MITIGATING CULTURE SHOCK



- Recognise feelings of surprise, disorientation, confusion, etc. is normal and okay
 1. Honeymoon phase
 2. Negotiation phase
 3. Adaption phase
- Talk to friends or a counsellor
- Keep in regular contact with friends and family back home
- Join university and community activities

Settling In

EXPECTED CONDUCT



- Respect others and behave respectably too.
- You are representing yourself, your school and your country.
- Obey laws and regulations of host country, host university, Singapore and NUS.
- Read rules and regulations at host university and ensure that you do not violate them. (e.g. rules on plagiarism and cheating)
- Do not be pressured into anything. Just because everyone is doing it, doesn't make it right. Be comfortable being your own person.

Anti-drugs campaign by Singapore's Central Narcotics Bureau (CNB)

Hotline for Central Narcotics Bureau: 1800-325-6666 | Website: www.cnb.gov.sg

USEFUL CONTACTS

- Make your own list of emergency contacts
 1. Embassies/ High Commissions: www.mfa.gov.sg
 2. Local emergencies numbers
 3. Credit card and bank telephone numbers
 4. Insurance hotlines
 5. NUS Emergency contact: +65 6874 1616 (24 hours)

USEFUL CONTACTS – EMERGENCY CONTACTS

Singapore Trade Office in Taipei, Taiwan

9th Floor, 85 Jen-Ai Road, Section 4,
Taipei 106, Taiwan

Tel : (886) 2 2772-1940

Email: singtr_tpe@mfa.sg

Website: <https://www.mfa.gov.sg/taipei>

Homecoming

BEFORE LEAVING YOUR HOST UNIVERSITY



- Say your goodbyes and 'thank-yous'
- Complete ex-matriculation process at host university
- Follow through the host university's transcript request procedures, if any
- Make sure your room is in a presentable state before leaving
- Follow NUS' deadlines for CORS module bidding and application for on-campus housing
- Prepare and submit your SEP report

Homecoming

THINGS TO WHEN YOU RETURN

1. Submit your SEP report
2. Join the Welcome Back Session (to accumulate point for the Outstanding NUS Exchangers Award)
3. Complete the SEP Evaluation Survey
4. Join the Peer Advising Programme
 - Advising Programme seeks to build a community of Peer Advisors (PAs) consisting of students who have been on SEP and are keen to contribute.
 - Link up with our Peer Advising Leaders (PALs) to find out more:



peeradvising@nus.edu.sg



<http://tinyurl.com/peeradvisingNUS>



<http://www.nus.edu.sg/gro/student-exchange.php>



[@NUSPeerAdvisors](#)

5. Help out at SEP outreach activities and help your juniors prepare for their SEP journey ahead

TAKE PART IN THE



**OUTSTANDING
NUS EXCHANGER
AWARD**



Be a SEP Ambassador for Singapore and NUS!

SESSION ONE

Date: 9 December 2019, Monday

Time: 2pm – 4pm

Venue: Global Lounge

SESSION TWO

Date: 11 December 2019, Wednesday

Time: 2pm – 4pm

Venue: Global Lounge

WELCOME TO YOUR BIG ADVENTURE!

THE WORLD IS YOUR OYSTER – GO OUT THERE AND OWN IT!

