


User Guide for Students: Qualifying English Test (QET) / Diagnostic English Test (DET) – Online Registration & Checking of Test Results

(Updated as at 26 Oct 2018)

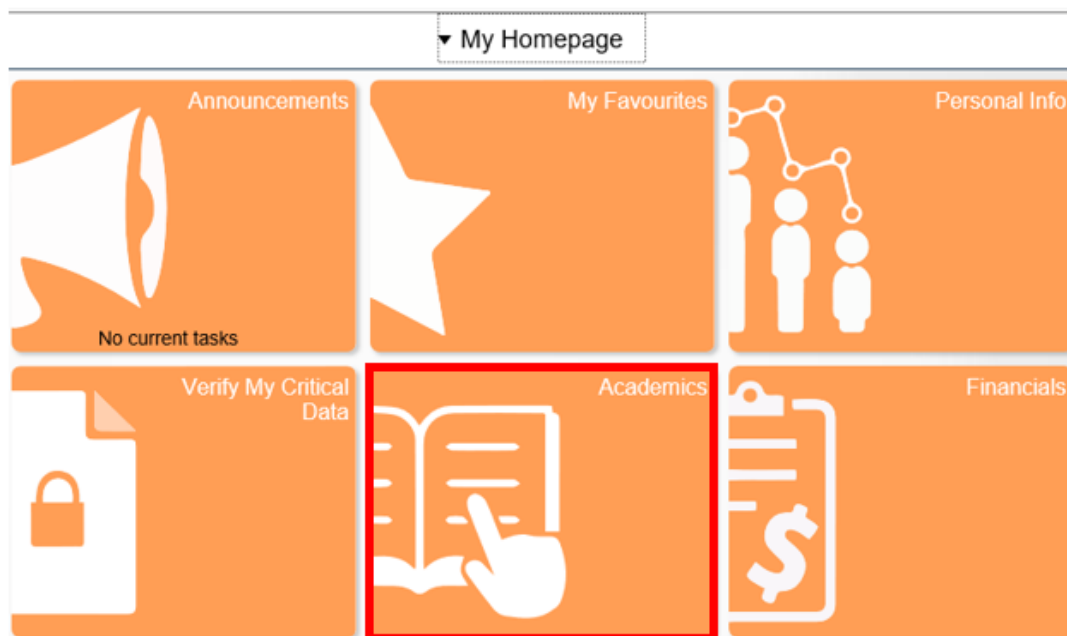
Online Registration

1. Login to myEduRec (<https://myedurec.nus.edu.sg/>)

Enter your NUSNET ID and Password.



2. Navigate to **My Homepage > Academics > Registration & Declarations > QET/DET Registration**



▼ Academics



← Academics

Information



- Information
- Registration (Part One)
- Student Card Activation
- Declaration of Subsidy
- Letter of Undertaking
- Authorisation of Medical Proc
- Appointment of Local Rep
- QET/DET Registration

If you are registering yourself into a new program, please click on **Registration (Part One) / Student Card Activation**.
Declaration of Subsidy and **Letter of Understanding** are applicable only to selected Graduate Research students.
International students can view/update your declarations for **Authorisation of Medical Procedures** and **Appointment of Local Representative** by clicking on these links.
New and existing students who are required to take the QET/DET must register by clicking on **QET/DET Registration**.

- Next, you will see the page showing details of your test. To register for the relevant test, under 'Register', click on the button to change to 'Yes', then click 'Submit'

QET/DET Registration

Undergraduate and graduate students who do not have the required English Language qualifications must take the QET and DET respectively.

▼ **More Details**

The QET and DET are English Language tests set by the Centre for English Language Communication (CELC). The QET must be taken by undergraduate students who do not possess the necessary English Language qualifications while the DET is taken by graduate students.

Please **click on the button to change to 'Yes'** in the "Register" column, followed by **clicking the "Submit" button** to register for QET/DET. If you wish to cancel your registration, simply click on the button to change to 'No' in the register column.

Test Type	Test Date	Test Start Time	Test End Time	Result Release Date	Register
DET	15/01/2019	9:30AM	11:30AM	20/01/2019	<input checked="" type="checkbox"/> Yes

Submit

- A page confirming your test registration as well as details of your test will be displayed. Please print the page for future reference.

QET/DET Registration

You have successfully registered for the QET/DET.

ID: [REDACTED]

Career: Graduate

Program: [REDACTED]

Test Type: Diagnostic English Test

Date of Test: 15-JAN-2019

Test Start Time: 09:30 AM

Test End Time: 11:30 AM

Date/Time of Registration: 26-OCT-2018 11:51 AM

Please visit the QET website <http://www.nus.edu.sg/registrar/event/registration-qet.html> OR the DET website <http://www.nus.edu.sg/registrar/event/registration-det.html> to **check the test venue, your seat number and the date of result release.**

If you wish to cancel your registration, please do so before the registration period ends. However, please note that this is **not advisable** as your study schedule and module registration may be affected.

You may wish to print this message for reference.

Cancellation of QET/DET Registration

5. If you wish to cancel the registration, you can do so before the registration period ends.

Follow the earlier steps to navigate to the 'QET/DET Registration' page. Then, under 'Register', click on the button to change to 'No', then click 'Submit'

QET/DET Registration

Undergraduate and graduate students who do not have the required English Language qualifications must take the QET and DET respectively.

▼ More Details

The QET and DET are English Language tests set by the Centre for English Language Communication (CELC). The QET must be taken by undergraduate students who do not possess the necessary English Language qualifications while the DET is taken by graduate students.

Please **click on the button to change to 'Yes'** in the "Register" column, followed by **clicking the "Submit" button** to register for QET/DET. If you wish to cancel your registration, simply click on the button to change to 'No' in the register column.

Test Type	Test Date	Test Start Time	Test End Time	Result Release Date	Register
DET	15/01/2019	9:30AM	11:30AM	20/01/2019	<input type="radio"/> No

6. A page confirming your test cancellation will be displayed.

QET/DET Registration

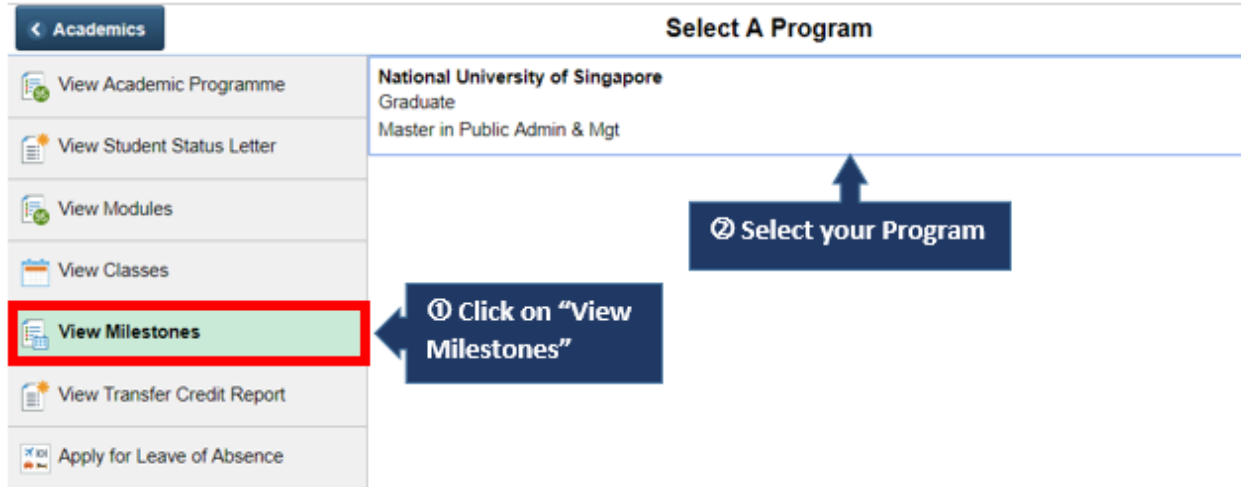
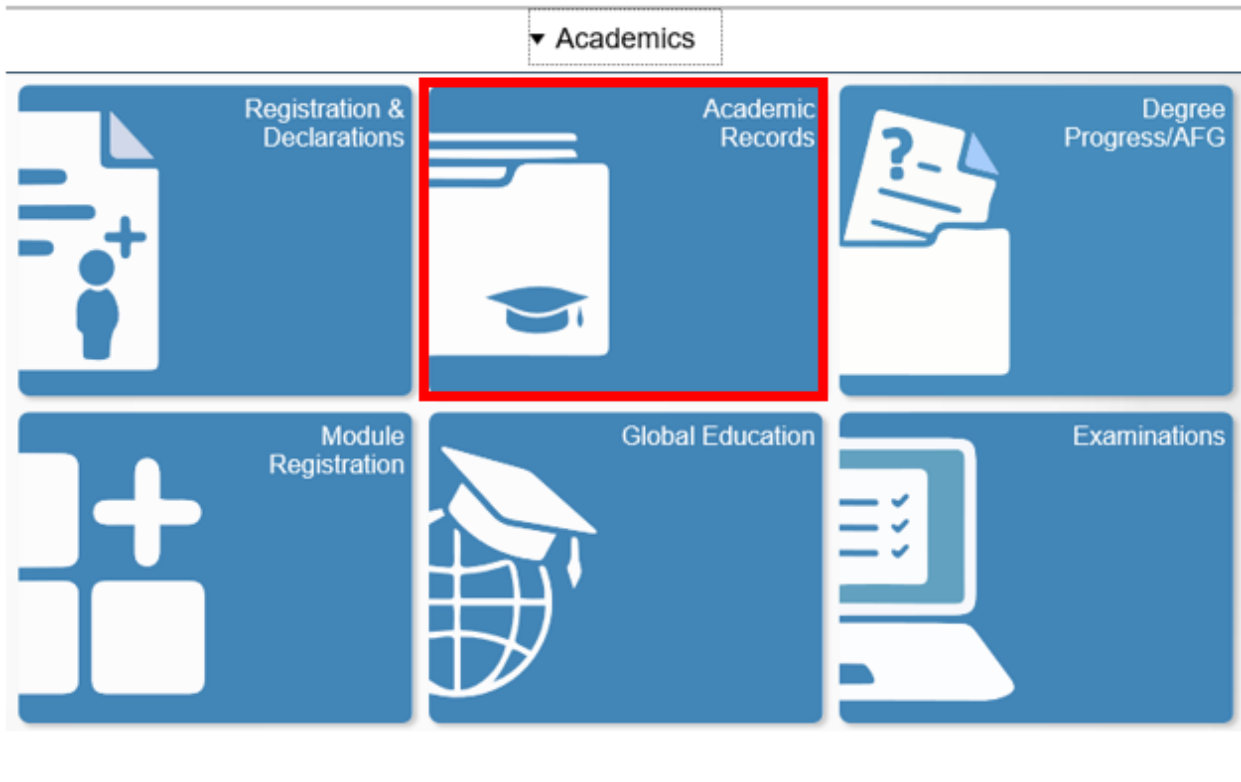
You have successfully cancelled your registration for the QET/DET.

Date/Time of Cancellation 26-OCT-2018 12:03 PM

If you wish to re-register yourself, please do so before the registration period ends.

Checking of Test Results

7. The QET/DET results release date(s) is available at the following websites:
 - QET: <http://www.nus.edu.sg/registrar/event/registration-qet.html>
 - DET: <http://www.nus.edu.sg/registrar/event/registration-det.html>
8. To check the QET/DET results, log in to **myEduRec** (<https://myedurec.nus.edu.sg/>) and navigate to **My Homepage > Academics > Academic Records > View Milestones > Select your Program**



9. You will see a page displaying the details of your QET/DET milestone. Your test results will be displayed under the 'Milestone Grade' column.

Academics View Milestones

NNNNNNNNN NNNNNNNNN NNNNN

National University of Singapore Graduate Master in Public Admin & Mgt [Change](#)

- View Academic Programme
- View Student Status Letter
- View Modules
- View Classes
- View Milestones**
- View Transfer Credit Report
- Apply for Leave of Absence

Milestone	Milestone Level	Milestone Complete	How Completed	Date Attempted	Milestone Grade	Details	Comments
CELC	QET/EPT/DET	Completed	Exam Taken	25/10/2018	Band 1		