



NUS Bulletin
AY 2013/14

Bulletin Search

0 items

Home > NUS Bulletin AY2013/14 > Saw Swee Hock School of Public Health

Provost's Welcome Message

Part I: General

About NUS

Education at NUS

Policies and Procedures

Part II: Programmes

Faculty of Arts & Social Sciences

School of Business

School of Computing

Faculty of Dentistry

School of Design & Environment

Faculty of Engineering

NUS Graduate School for Integrative Sciences and Engineering

Faculty of Law

Yong Loo Lin School of Medicine

Saw Swee Hock School of Public Health

Faculty of Science

University Scholars Programme

Duke-NUS Graduate Medical School Singapore

Lee Kuan Yew School of Public Policy

Yale NUS College

Yong Siew Toh Conservatory of Music

Teaching Institutions

Centre for English Language and Communication

Institute of Systems Science

Other Multidisciplinary/ Special Programmes

Bulletin Updates

Saw Swee Hock School of Public Health





PDF version Printer-friendly version Send by email Save

- 1 [Faculty's Commitment](#)
- 2 [Key Contact Information](#)
- 3 [Undergraduate Education](#)
 - 3.1 [Programmes Offered](#)
 - 3.1.1 [Minor in Public Health](#)
 - 3.1.2 [Curriculum for Medical Undergraduates](#)
- 4 [Graduate Education](#)
 - 4.1 [Research Programmes](#)
 - 4.1.1 [Degrees Offered](#)
 - 4.1.2 [Degree Requirements](#)
 - 4.1.3 [Financial Assistance and Awards](#)
 - 4.2 [Coursework Programmes](#)
 - 4.2.1 [Degrees Offered](#)
 - 4.2.2 [Degree Requirements](#)
 - 4.2.2.1 [Master of Public Health \(MPH\)](#)
 - 4.2.2.2 [Graduate Diploma in Applied Epidemiology](#)
 - 4.2.3 [Financial Assistance and Awards](#)

Part III: Modules

Modules

Archived Bulletins

-  [AY2012/13](#)
-  [AY2011/12](#)
-  [AY2010/11](#)
-  [AY2009/10](#)



NUS Bulletin
AY 2013/14

Bulletin Search

0 items

Home > NUS Bulletin AY2013/14 > Saw Swee Hock School of Public Health > Faculty's Commitment

Provost's Welcome Message

Part I: General

About NUS

Education at NUS

Policies and Procedures

Part II: Programmes

Faculty of Arts & Social Sciences

School of Business

School of Computing

Faculty of Dentistry

School of Design & Environment

Faculty of Engineering

NUS Graduate School for Integrative Sciences and Engineering

Faculty of Law

Yong Loo Lin School of Medicine

Saw Swee Hock School of Public Health

Faculty of Science

University Scholars Programme

Duke-NUS Graduate Medical School Singapore

Lee Kuan Yew School of Public Policy

Yale NUS College

Yong Siew Toh Conservatory of Music

Teaching Institutions

Centre for English Language and Communication

Institute of Systems Science

Other Multidisciplinary/ Special Programmes

Bulletin Updates

Faculty's Commitment

PDF version Printer-friendly version Send by email Save

On 1 October 2011, the National University of Singapore (NUS) established a new school, the Saw Swee Hock School of Public Health (SSHSPH) and made it a member of the National University Health System (NUHS). The SSHSPH is designed around domains which build upon strengths of the School and recognize opportunities in: Epidemiology; Biostatistics; Health Education and Promotion; and Health Services and Policy. Programmatic focus will continue in the areas of Cardiovascular- Metabolic Disease, Major Cancers, Eye Disease, and Infectious Disease.

The origins of the Saw Swee Hock School of Public Health (SSHSPH), and public health research and teaching in general, in Singapore can be traced back to the establishment of the Department of Social Medicine and Public Health in the King Edward VII College of Medicine in 1948. The Department was renamed in 1987 to the Department of Community Occupational and Family Medicine (COFM) and again in 2009 to the Department of Epidemiology and Public Health (EPH). Each of these transitions was precipitated by evolving educational needs and greater impact in the sphere of public health. In 2007, the Master of Medicine (MMed) Programme was converted to the more comprehensive Master of Public Health (MPH) degree. Today, SSHSPH continues to offer the MPH degree to student cohorts from multiple disciplines. In August 2012, the Master of Science (M.Sc.) and Doctor of Philosophy (Ph.D.) programmes were launched to build upon SSHSPH's strong research base. For undergraduate teaching, SSHSPH faculty teach in the NUS Yong Loo Lin School of Medicine curriculum, exposing medical students to the complexity and value of community and public health through student-driven Community Health Projects (CHP). The launch of the Minor in Public Health in AY2013/2014 will provide the opportunity for all other NUS undergraduate students to be exposed to public health issues and its determinants combined with approaches and methods targeted at prevention or alleviation.

With this global worldview at the forefront of teaching, research, and practice, the SSHSPH is driven by the following tenets:

Vision

To be a global leader in Public Health centred in Asia

Mission

To drive knowledge discovery and practice in Public Health





Values

Altruism, Innovation, Mentorship

Part III: Modules

Modules

Archived Bulletins

-  [AY2012/13](#)
-  [AY2011/12](#)
-  [AY2010/11](#)
-  [AY2009/10](#)



NUS Bulletin

AY 2013/14

🔍 Bulletin Search

🛒 0 items

Home > NUS Bulletin AY2013/14 > Saw Swee Hock School of Public Health > Key Contact Information

Provost's Welcome Message

Part I: General

About NUS

Education at NUS

Policies and Procedures

Part II: Programmes

Faculty of Arts & Social Sciences

School of Business

School of Computing

Faculty of Dentistry

School of Design & Environment

Faculty of Engineering

NUS Graduate School for Integrative Sciences and Engineering

Faculty of Law

Yong Loo Lin School of Medicine

Saw Swee Hock School of Public Health

Faculty of Science

University Scholars Programme

Duke-NUS Graduate Medical School Singapore

Lee Kuan Yew School of Public Policy

Yale NUS College

Yong Siew Toh Conservatory of Music

Teaching Institutions

📖 Centre for English Language and Communication

📖 Institute of Systems Science

Other Multidisciplinary/ Special Programmes

Bulletin Updates

Key Contact Information

📄 PDF version

🖨️ Printer-friendly version

✉️ Send by email

💾 Save

For up-to-date information, please visit the School's website at: <http://www.sph.nus.edu.sg/>

Title & Name	Designation/Responsibility	Telephone	Email (XXXX@nus.edu.sg)
Prof CHIA Kee Seng	Dean	65164971	ephcks
Assoc Prof LEE Jen Mai, Jeannette	Vice-Dean (Education), Director, Master of Public Health programme	65164964	ephleej
Assoc Prof LIM Yee Wei	Vice-Dean (Research), Domain Leader (Health Education and Promotion)	65164981	ephlyw
Assoc Prof Rob Martinus VAN DAM	Domain Leader (Epidemiology), Director, Graduate Research Programmes	65164980	ephrmvd
Assoc Prof TEO Yik Ying	Domain Leader (Biostatistics)	65162760	ephyyt
Prof VRIJHOEF Hubertus Johannes Maria	Domain Leader (Health Services Systems and Policy)	65164967	ephvhjm
Assoc Prof KOH Choon Huat, Gerald	Director, Undergraduate Medical Curriculum	65164979	ephkohch
Ms Elizabeth A. Jahncke	Associate Programme Director, Master of Public Health programme	65162858	epheal





Administrative Coordinators

Title & Name	Designation/Responsibility	Telephone	Email (XXXX@nus.edu.sg)
Mrs LAI Diane	Senior Assistant Manager (Undergraduate Programme)	65166914	ephbpdc
Ms LIM Poh Choo	Assistant Manager (Undergraduate Medical Curriculum)	65164960	ephlimpc
Ms HENG Lee Sie Sharon	Senior Executive (Master of Public Health programme)	66012617	ephhlss
Ms Mainthini d/o M. Harivalagan	Senior Executive (Master of Public Health programme)	66011240	ephmmh
Ms YANG Chunxuan	Senior Executive (Graduate Research programmes)	66012499	ephyc

Part III: Modules

Modules

Archived Bulletins

-  [AY2012/13](#)
-  [AY2011/12](#)
-  [AY2010/11](#)
-  [AY2009/10](#)



NUS Bulletin

AY 2013/14

[Bulletin Search](#)

0 items

[Home](#) > [NUS Bulletin AY2013/14](#) > [Saw Swee Hock School of Public Health](#) > [Undergraduate Education](#)

Provost's Welcome Message

Part I: General

[About NUS](#)
[Education at NUS](#)
[Policies and Procedures](#)

Part II: Programmes

[Faculty of Arts & Social Sciences](#)
[School of Business](#)
[School of Computing](#)
[Faculty of Dentistry](#)
[School of Design & Environment](#)
[Faculty of Engineering](#)
[NUS Graduate School for Integrative Sciences and Engineering](#)
[Faculty of Law](#)
[Yong Loo Lin School of Medicine](#)
[Saw Swee Hock School of Public Health](#)
[Faculty of Science](#)
[University Scholars Programme](#)
[Duke-NUS Graduate Medical School Singapore](#)
[Lee Kuan Yew School of Public Policy](#)
[Yale NUS College](#)
[Yong Siew Toh Conservatory of Music](#)
[Teaching Institutions](#)
[Centre for English Language and Communication](#)
[Institute of Systems Science](#)
[Other Multidisciplinary/ Special Programmes](#)
[Bulletin Updates](#)

Undergraduate Education

[PDF version](#) [Printer-friendly version](#) [Send by email](#) [Save](#)

3 Undergraduate Education

3.1 Programmes Offered

3.1.1 Minor in Public Health

3.1.2 Curriculum for Medical Undergraduates

3 Undergraduate Education

3.1 Programmes Offered

SSHSPH has introduced a new Minor in Public Health for all undergraduate students from AY 2013/2014. The school is also actively involved in undergraduate medical training in the Yong Loo Lin School of Medicine (YLLSOM).

3.1.1 Minor in Public Health

The Minor will provide students with the knowledge, methods and approaches to:

- Empower them to improve individual and community health
- Prepare them for a career in an organisation engaged in Public Health work

Curriculum Requirements:

24 modular credits (MCs) of the modules detailed below are required for the Minor in Public Health:

Essential Modules (12 MCs)

1. GEK1900 Public Health in Action/ SSLL2003 Building Healthy Societies
2. Any 4 MCs of the following modules:
 - a. ST1232 Statistics for Life Sciences (offered by Department of Statistics and Applied Probability, Faculty of Science)
 - b. BN2102 Bionengineering Data Analysis (offered by Department of Bioengineering, Faculty of Engineering)
 - c. DSC2008 Business Analytics - Data and Decisions (offered by Department of Decsion Sciences, NUS Business School)
 - d. SC3209 Data Analysis in Social Research (offered by Department of Sociology, Faculty of Arts and Social Sciences)
3. SPH2101 Public Health and Epidemiology

Elective Modules (12 MCs)

- at least 8 MCs of level-3000 modules
- at least 4 MCs from "Determinants"
- at least 4 MCs from "Approaches and Methods"


Determinants


Approaches and Methods


Part III: Modules


Modules

Archived Bulletins

 AY2012/13

 AY2011/12

 AY2010/11

 AY2009/10

SPH2102 Lifestyle, Behaviour and Public Health	SPH2103 Systems and Policies to improve Health
SPH2104 Public Health Nutrition	SPH3101 Biostatistics for Public Health
ENV2103 Environment and Public Health <i>(offered by Dean's Office, Faculty of Science)</i>	SPH3102 Public Health Communication
SC2211 Medical Sociology <i>(offered by Department of Sociology, Faculty of Arts & Social Sciences)</i>	SPH3109 Designing Public Health Programmes
SPH3103 Public Health Economics	

Note:
Please check if the modules have pre-requisites or preclusions prior to registration. For more module information, please see [here](#).

3.1.2 Curriculum for Medical Undergraduates

The school anchors two longitudinal tracks in the YLLSOM medical undergraduate curriculum: 1) Medicine & Society 2) Information Literacy, Critical Thinking and Evidence Based Medicine. The broad objectives of these tracks are to promote health and prevent disease at both the individual and community level and to critically appraise and apply scientific medical evidence.

Undergraduate medical students from YLLSOM will apply coursework from these two tracks in a culminating Community Health Project (CHP), where groups of students will design and carry out research projects in the community under the supervision of SSHSPH faculty.



NUS Bulletin
AY 2013/14

Bulletin Search

0 items

Home > NUS Bulletin AY2013/14 > Saw Swee Hock School of Public Health > Programmes Offered

Provost's Welcome Message

Part I: General

About NUS

Education at NUS

Policies and Procedures

Part II: Programmes

Faculty of Arts & Social Sciences

School of Business

School of Computing

Faculty of Dentistry

School of Design & Environment

Faculty of Engineering

NUS Graduate School for Integrative Sciences and Engineering

Faculty of Law

Yong Loo Lin School of Medicine

Saw Swee Hock School of Public Health

Faculty of Science

University Scholars Programme

Duke-NUS Graduate Medical School Singapore

Lee Kuan Yew School of Public Policy

Yale NUS College

Yong Siew Toh Conservatory of Music

Teaching Institutions

Centre for English Language and Communication

Institute of Systems Science

Other Multidisciplinary/ Special Programmes

Bulletin Updates

Programmes Offered

PDF version Printer-friendly version Send by email Save

- 3.1 Programmes Offered
 - 3.1.1 Minor in Public Health
 - 3.1.2 Curriculum for Medical Undergraduates

3.1 Programmes Offered

SSHSPH has introduced a new Minor in Public Health for all undergraduate students from AY 2013/2014. The school is also actively involved in undergraduate medical training in the Yong Loo Lin School of Medicine (YLLSOM).

3.1.1 Minor in Public Health

The Minor will provide students with the knowledge, methods and approaches to:

- Empower them to improve individual and community health
- Prepare them for a career in an organisation engaged in Public Health work

Curriculum Requirements:

24 modular credits (MCs) of the modules detailed below are required for the Minor in Public Health:

Essential Modules (12 MCs)

- GEK1900 Public Health in Action/ SSSL2003 Building Healthy Societies
- Any 4 MCs of the following modules:
 - ST1232 Statistics for Life Sciences (offered by Department of Statistics and Applied Probability, Faculty of Science)
 - BN2102 Bionengineering Data Analysis (offered by Department of Bioengineering, Faculty of Engineering)
 - DSC2008 Business Analytics - Data and Decisions (offered by Department of Decsion Sciences, NUS Business School)
 - SC3209 Data Analysis in Social Research (offered by Department of Sociology, Faculty of Arts and Social Sciences)
- SPH2101 Public Health and Epidemiology

Elective Modules (12 MCs)





- at least 8 MCs of level-3000 modules
- at least 4 MCs from "Determinants"
- at least 4 MCs from "Approaches and Methods"

Determinants	Approaches and Methods
SPH2102 Lifestyle, Behaviour and Public Health	SPH2103 Systems and Policies to improve Health
SPH2104 Public Health Nutrition	SPH3101 Biostatistics for Public Health

Part III: Modules

Modules

Archived Bulletins

-  AY2012/13
-  AY2011/12
-  AY2010/11
-  AY2009/10

ENV2103 Environment and Public Health <i>(offered by Dean's Office, Faculty of Science)</i>	SPH3102 Public Health Communication
SC2211 Medical Sociology <i>(offered by Department of Sociology, Faculty of Arts & Social Sciences)</i>	SPH3109 Designing Public Health Programmes
SPH3103 Public Health Economics	

Note:
Please check if the modules have pre-requisites or preclusions prior to registration. For more module information, please see [here](#).

3.1.2 Curriculum for Medical Undergraduates

The school anchors two longitudinal tracks in the YLLSOM medical undergraduate curriculum: 1) Medicine & Society 2) Information Literacy, Critical Thinking and Evidence Based Medicine. The broad objectives of these tracks are to promote health and prevent disease at both the individual and community level and to critically appraise and apply scientific medical evidence.

Undergraduate medical students from YLLSOM will apply coursework from these two tracks in a culminating Community Health Project (CHP), where groups of students will design and carry out research projects in the community under the supervision of SSHSPH faculty.



NUS Bulletin
AY 2013/14

Bulletin Search

0 items

Home > NUS Bulletin AY2013/14 > Saw Swee Hock School of Public Health > Minor in Public Health

Provost's Welcome Message

Part I: General

About NUS

Education at NUS

Policies and Procedures

Part II: Programmes

Faculty of Arts & Social Sciences

School of Business

School of Computing

Faculty of Dentistry

School of Design & Environment

Faculty of Engineering

NUS Graduate School for Integrative Sciences and Engineering

Faculty of Law

Yong Loo Lin School of Medicine

Saw Swee Hock School of Public Health

Faculty of Science

University Scholars Programme

Duke-NUS Graduate Medical School Singapore

Lee Kuan Yew School of Public Policy

Yale NUS College

Yong Siew Toh Conservatory of Music

Teaching Institutions

Centre for English Language and Communication

Institute of Systems Science

Other Multidisciplinary/ Special Programmes

Bulletin Updates

Minor in Public Health

PDF versionPrinter-friendly versionSend by emailSave

The Minor will provide students with the knowledge, methods and approaches to:

- Empower them to improve individual and community health
- Prepare them for a career in an organisation engaged in Public Health work

Curriculum Requirements:

24 modular credits (MCs) of the modules detailed below are required for the Minor in Public Health:

Essential Modules (12 MCs)

- GEK1900 Public Health in Action/ SSLL2003 Building Healthy Societies
- Any 4 MCs of the following modules:
 - ST1232 Statistics for Life Sciences (offered by Department of Statistics and Applied Probability, Faculty of Science)
 - BN2102 Bionengineering Data Analysis (offered by Department of Bioengineering, Faculty of Engineering)
 - DSC2008 Business Analytics - Data and Decisions (offered by Department of Decsion Sciences, NUS Business School)
 - SC3209 Data Analysis in Social Research (offered by Department of Sociology, Faculty of Arts and Social Sciences)
- SPH2101 Public Health and Epidemiology

Elective Modules (12 MCs)


- at least 8 MCs of level-3000 modules
- at least 4 MCs from "Determinants"
- at least 4 MCs from "Approaches and Methods"

Determinants	Approaches and Methods
SPH2102 Lifestyle, Behaviour and Public Health	SPH2103 Systems and Policies to improve Health
SPH2104 Public Health Nutrition	SPH3101 Biostatistics for Public Health
ENV2103 Environment and Public Health (offered by Dean's Office, Faculty of Science)	SPH3102 Public Health Communication
SC2211 Medical Sociology (offered by Department of Sociology, Faculty of Arts & Social Sciences)	SPH3109 Designing Public Health Programmes
SPH3103 Public Health Economics	

Part III: Modules

Modules

Archived Bulletins

 AY2012/13

 AY2011/12

 AY2010/11

 AY2009/10

Note:

Please check if the modules have pre-requisites or preclusions prior to registration. For more module information, please see [here](#).



NUS Bulletin

AY 2013/14

🔍 Bulletin Search

🛒 0 items

Home > NUS Bulletin AY2013/14 > Saw Swee Hock School of Public Health > Curriculum for Medical Undergraduates

Provost's Welcome Message

Part I: General

About NUS

Education at NUS

Policies and Procedures

Part II: Programmes

Faculty of Arts & Social Sciences

School of Business

School of Computing

Faculty of Dentistry

School of Design & Environment

Faculty of Engineering

NUS Graduate School for Integrative Sciences and Engineering

Faculty of Law

Yong Loo Lin School of Medicine

Saw Swee Hock School of Public Health

Faculty of Science

University Scholars Programme

Duke-NUS Graduate Medical School Singapore

Lee Kuan Yew School of Public Policy

Yale NUS College

Yong Siew Toh Conservatory of Music

Teaching Institutions

📖 Centre for English Language and Communication

📖 Institute of Systems Science

Other Multidisciplinary/ Special Programmes

Bulletin Updates

Curriculum for Medical Undergraduates

📄 PDF version

🖨️ Printer-friendly version

✉️ Send by email

💾 Save





The school anchors two longitudinal tracks in the YLLSOM medical undergraduate curriculum: 1) Medicine & Society 2) Information Literacy, Critical Thinking and Evidence Based Medicine. The broad objectives of these tracks are to promote health and prevent disease at both the individual and community level and to critically appraise and apply scientific medical evidence.

Undergraduate medical students from YLLSOM will apply coursework from these two tracks in a culminating Community Health Project (CHP), where groups of students will design and carry out research projects in the community under the supervision of SSHSPH faculty.

Part III: Modules

Modules

Archived Bulletins

-  [AY2012/13](#)
-  [AY2011/12](#)
-  [AY2010/11](#)
-  [AY2009/10](#)



NUS Bulletin

AY 2013/14

[Bulletin Search](#)

0 items

[Home](#) > [NUS Bulletin AY2013/14](#) > [Saw Swee Hock School of Public Health](#) > [Graduate Education](#)

Provost's Welcome Message

Part I: General

[About NUS](#)
[Education at NUS](#)
[Policies and Procedures](#)

Part II: Programmes

[Faculty of Arts & Social Sciences](#)
[School of Business](#)
[School of Computing](#)
[Faculty of Dentistry](#)
[School of Design & Environment](#)
[Faculty of Engineering](#)
[NUS Graduate School for Integrative Sciences and Engineering](#)
[Faculty of Law](#)
[Yong Loo Lin School of Medicine](#)
[Saw Swee Hock School of Public Health](#)
[Faculty of Science](#)
[University Scholars Programme](#)
[Duke-NUS Graduate Medical School Singapore](#)
[Lee Kuan Yew School of Public Policy](#)
[Yale NUS College](#)
[Yong Siew Toh Conservatory of Music](#)
[Teaching Institutions](#)
[Centre for English Language and Communication](#)
[Institute of Systems Science](#)
[Other Multidisciplinary/ Special Programmes](#)
[Bulletin Updates](#)

Graduate Education

[PDF version](#) [Printer-friendly version](#) [Send by email](#) [Save](#)

- 4 [Graduate Education](#)
 - 4.1 [Research Programmes](#)
 - 4.1.1 [Degrees Offered](#)
 - 4.1.2 [Degree Requirements](#)
 - 4.1.3 [Financial Assistance and Awards](#)
 - 4.2 [Coursework Programmes](#)
 - 4.2.1 [Degrees Offered](#)
 - 4.2.2 [Degree Requirements](#)

[MORE](#)

4 Graduate Education

4.1 Research Programmes

The Saw Swee Hock School of Public Health graduate research programmes are research-intensive programmes that emphasize both the mastery of research skills and acquisition of core knowledge in the student's area of interest. Students may choose to receive advanced training in one of four domains of Public Health research: Biostatistics, Epidemiology, Health Education & Promotion and Health Systems & Policy

4.1.1 Degrees Offered

The following degrees are offered:

- Master of Science (M.Sc.)
- Doctor of Philosophy (Ph.D.)

4.1.2 Degree Requirements

Admission Requirements

Master of Science (M.Sc.):

- Bachelor's Degree with Honours (at least 2nd Upper Class) or its equivalent, in a relevant discipline, OR
- MBBS or its equivalent OR
- Bachelor of Dental Surgery or its equivalent

Doctor of Philosophy (Ph.D.):

- Good Master's Degree in a relevant discipline OR
- Bachelor's Degree with Honours (at least 2nd Upper Class) or its equivalent in a relevant discipline, OR
- MBBS or its equivalent OR
- Bachelor of Dental Surgery or its equivalent

Part III: Modules

Modules

Archived Bulletins

- AY2012/13
- AY2011/12
- AY2010/11
- AY2009/10

Other Requirements (applicable for both M.Sc. and Ph.D. students):

TOEFL/IELTS

Test scores for the TOEFL (Test of English as a Foreign Language) or IELTS (International English Language Testing System) must be submitted for all international applicants except those whose undergraduate or graduate degrees are from NUS, NTU, SMU or SUTD or from English-medium institutions in Australia, Canada, Ireland, New Zealand, the United Kingdom and the United States.

The following minimum scores for the respective tests are required:

- 587 on the TOEFL paper-based test,
- 240 on the TOEFL computer-based test
- 94 on the TOEFL internet-based test
- 7.0 on the IELTS test

Note:

TOEFL and IELTS scores are valid for 2 years from the test date.

GRE

Applicants (except NUS, NTU, SMU & SUTD graduates from relevant disciplines) must also submit GRE scores to support their application. A minimum total GRE score of 1200 for both Verbal and Quantitative and a minimum of 3.5 for Analytical Writing are recommended. For applicants who took the GRE on or after 1 August 2011, a minimum total GRE score of 320 for both Verbal and Quantitative under the new scoring system and a minimum of 3.5 for Analytical Writing are recommended.

Note:

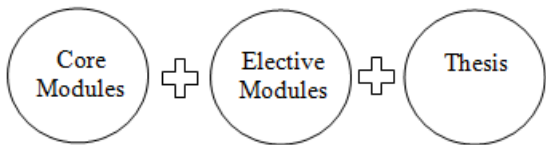
GRE scores are valid for 5 years from the test date.

Curriculum structure and requirements:

Overview of the programme structure:

Year 1 to 2	From Year 1, both M.Sc. and Ph.D. students will embark on their research projects, complete core modules and choose from a range of elective modules that cater to individual research interests. In Year 2, M.Sc. students will start writing their thesis, while Ph.D. students will complete a Ph.D. Qualifying Examination (PQE) which assesses their ability to complete Ph.D. requirements based on their academic progress and the quality of their research. M.Sc. students who wish to transfer to the Ph.D. programme need to complete the Ph.D. coursework requirements, and pass the PQE within 2 years.
Year 3 to 5	Ph.D. students will execute the rest of their research plans and submit and defend their thesis.

M.Sc.:



Ph.D.:



Coursework Requirements:

M.Sc. students are required to complete 4 core and 2 elective modules relevant to their area of research (Total 24 MCs). At least one elective module (4MCs) must be at level 5000 and above.

Ph.D. students are required to complete 4 core and 3 elective modules relevant to their area of research (Total 28 MCs). At least one elective module (4MCs) must be at level 6000 and above.

	M.Sc.	Ph.D.
CORE MODULES	CO5102 Principles of Epidemiology	CO5102 Principles of Epidemiology
	CO5103 Quantitative Epidemiologic Methods	CO5103 Quantitative Epidemiologic Methods
	CO5215 Advanced Epidemiology I OR SPH6001 Advanced Epidemiology II	SPH6001 Advanced Epidemiology II
	CO5218 Advanced Quantitative Methods I OR SPH6002 Advanced Quantitative Methods II	SPH6002 Advanced Quantitative Methods II
Elective Modules	2 Elective Modules (8 MCs) At least one elective module (4MCs) must be at level 5000 or above	3 Elective Modules (12 MCs) At least one elective module (4 MCs) must be at level 6000

Credit Transfer and Exemption:

Students who have completed relevant modules with comparable content and level of sophistication, and done so within 5 years before date of admission to the M.Sc./Ph.D. programmes may be allowed to receive exemption, credit or grade transfer according to prevailing NUS regulations. This is subject to approval by the student's supervisor and the School's Programme Management Committee. Students who wish to apply for credit transfer and/or exemption should submit their application within the first semester of their candidature.

English Language Requirement:

New students who are required to sit for the Diagnostic English Test (DET) may need to enrol for Graduate English Courses depending on the results of the DET. Please click [here](#) for more information.

Student Research Rounds

The student research rounds are a platform for students to receive feedback on their research projects from academic staff and fellow students. All research students who matriculate from January 2012 onwards are expected to present at least once within the first 2 years of their candidature. They will also need to achieve regular attendance (at least 8 seminars per academic year) in the student research rounds / SSHSPH PhD thesis defenses. For the student research rounds, the supervisor will invite a discussant who will be a content expert in the field of the student's project. Please click [here](#) for more information.

Ph.D. Qualifying Examination (PQE)

All Ph.D. students have to pass the Ph.D. Qualifying Examination (PQE) within 24 months from the date of admission to be confirmed as Ph.D. candidates. The PQE comprises both a written and an oral component. Students may take up to 2 attempts to complete each component of the PQE. If students are unable to complete their PQE within 24 months of their candidature or if they fail to pass the PQE after 2 attempts, they will be asked to transfer to the M.Sc. programme where eligible.

Thesis Examination

Generally, the thesis must demonstrate scholarship and the student's ability to perform original, independent research, and represent the student's work and significant contribution to the knowledge in the specific domain of research. The thesis should contain considerable data that have been published or are publishable in international peer-reviewed journals.

The Master's thesis should not exceed 60,000 words while the Doctoral thesis should not exceed 80,000 words. Students have to submit their theses by the maximum period of candidature. Please click [here](#) for more information.

Residency Requirements and Candidature:

The University's minimum residency and maximum candidature requirements for graduate research programmes shall

apply to both M.Sc. and Ph.D. students.

Type of programme	Minimum Residency	Maximum Candidature
M.Sc.	6 months	36 months*
Ph.D.	18 months	60 months*

*The stated maximum candidatures apply to both part-time (PT) and full-time (FT) students

The residency requirement is per the [existing guidelines](#) and residency requires payment of fees and satisfying all curricular requirements of the programme of study.

Continuation and Graduation Requirements:

Continuation Requirements:

The University's prevailing continuation requirements will apply to the M.Sc. and Ph.D. students.

Graduation Requirements:

M.Sc.:

- Minimum CAP of 3.0 for 4 core and 2 elective modules (24 MCs)
- Pass in the M.Sc. thesis (word limit of 60,000)
- Achieved regular attendance (at least 8 seminars per academic year) in the student research rounds / SSHSPH thesis defenses
- Satisfactory grade (at least Grade C+) in all the required Graduate English Courses for students who do not qualify for waiver of English Language requirement

Ph.D.

- Minimum CAP of 3.5 for 4 core and 3 elective modules (28 MCs)
- Pass in Ph.D. Qualifying Examination
- Pass in Ph.D. thesis (word limit of 80,000) and Oral Examination.
- Achieved regular attendance (at least 8 seminars per academic year) in the student research rounds / SSHSPH thesis defenses
- Satisfactory grade (at least grade C+) in all the Graduate English Courses, for students who do not qualify for waiver of English Language requirement

Leave of Absence

The University's prevailing policies on Leave of Absence shall apply to the M.Sc. and Ph.D. students

4.1.3 Financial Assistance and Awards

Financial support in the form of scholarships is available for qualified candidates. These range from S\$1,500 - S\$3,300 per month for M.Sc. and Ph.D. candidates respectively. For more information, please visit the University's website at <http://www.nus.edu.sg/admissions/graduate-studies/scholarships.php>

4.2 Coursework Programmes

4.2.1 Degrees Offered

The following degrees are offered:

- Master of Public Health (MPH)
- Graduate Diploma in Applied Epidemiology (GDAE)

4.2.2 Degree Requirements

4.2.2.1 Master of Public Health (MPH)

The MPH Programme seeks to provide a rigorous and interdisciplinary approach to learning, with emphasis on finding evidence-based and innovative solutions to Asia's current and future public health challenges. The Programme stresses the importance of scientifically sound, rigorous methodology. At the same time, many modules include a practitioner-led component which is based on strong ties with the Ministry of Health and various healthcare institutions throughout the country.

Graduates of the MPH Programme are equipped to address both traditional and emerging public health issues. They assume leadership and administrative positions in diverse public health disciplines and work in a wide variety of local and international settings.

Admission requirements

Medically Qualified Applicants

- MBBS or equivalent;
- One year of general clinical experience (excluding housemanship*); AND
- One year of experience in public health, health administration, occupational and environmental health or have entered clinical specialty training, OR
- Enrolled in the preventive medicine residency programme

* Applicable to Singapore-trained doctors only

Non-Medically Qualified Applicants

- A good Honours degree or equivalent; and
- Two years of experience in public health, health promotion, health administration, occupational and environmental health experience or clinical research.

English Proficiency for International Applicants

Test scores for the TOEFL (Test of English as a Foreign Language) or IELTS (International English Language Testing System) must be submitted for all international applicants except those whose undergraduate or graduate degrees are from English-medium institutions in Australia, Canada, Ireland, New Zealand, the United Kingdom and the United States.

The following minimum scores for the respective tests are required:

- 580 on the TOEFL paper-based test
- 237 on the TOEFL computer-based test
- 85 on the TOEFL internet-based test
- 6.0 on the IELTS test

Note:

Scores for the TOEFL and IELTS are valid for 2 years from the test date.

Curriculum structure and requirements

To graduate, students complete 64 modular credits (MCs) of modules. Medically qualified candidates complete 44 MCs of modules. Credit requirements include 24 MCs of core modules, including a Practicum project. The remaining credits are fulfilled by elective modules. Please click [here](#) for more information.

Residency requirements and candidature

The MPH programme is offered on both full-time and part-time basis. The minimum period of candidature for the MPH degree is 18 months of full-time study and 36 months of part-time study. The maximum candidature periods for full-time and part-time study are 4 years and 6 years respectively.

Medically qualified candidates can complete the degree within 12 months of full-time study or 24 months of part-time study. The maximum candidature periods for medically qualified candidates are 2 years for full-time study and 4 years for part-time study respectively.

Continuation and graduation requirements

To graduate, students complete 64 modular credits (MCs) of modules. Medically qualified candidates complete 44 MCs of

modules.

The minimum CAP for fulfilment of the degree requirements for award of Master of Public Health is 3.0.

Assessment modes / Examination rules

Students' performance will be assessed through a combination of examinations and continuous assessments. The Board of Examiners will govern all assessments.

Assessment can be based on tutorials, laboratories, projects, reports, as well as mid-term and final examinations.

4.2.2.2 Graduate Diploma in Applied Epidemiology

The Graduate Diploma in Applied Epidemiology aims to equip candidates with the skills necessary to respond to:

- Investigate and control occurrences, including outbreaks, of communicable and non-communicable disease, using relevant approaches and technologies.
- Plan, conduct and analyse epidemiologic studies to assess and monitor the health of communities and populations at risk, and to identify health problems and priorities
- Interpret and use basic statistics associated with various epidemiological study designs.

Admission requirements

- A bachelor's degree or equivalent; and
- At least 1 year of relevant experience in public health/ disease control or epidemiology

English Proficiency for International Applicants

International applicants whose native language or medium of undergraduate instruction is not English will require a minimum TOEFL score of 580 (paper-based) or 237 (computer-based) or an IELTS score of 6.0

Note:

Scores for the TOEFL and IELTS are valid for 2 years from the test date.

Curriculum structure and requirements

GDAE candidates are required to fulfil a minimum of 24 modular credits (MCs) for graduation, which consists of 3 components:

1. Epidemiology-related modules
2. Practicum project
3. Elective module(s) in applied epidemiology

COMPONENT I: EPIDEMIOLOGY-RELATED MODULES	
CO5102 Principles of Epidemiology	Expected to complete in first semester.
CO5103 Quantitative Epidemiologic Methods	Expected to complete in first semester.
CO5224 Data Collection in Public Health	Expected to complete in second semester.
COMPONENT II: PRACTICUM PROJECT	
CO5210 Practicum	Expected to start in second semester and complete by third semester
CO5223 Independent Study Module*	Expected to start in second semester and complete by third semester
COMPONENT III: ELECTIVE MODULE(S) IN APPLIED EPIDEMIOLOGY	
CO5201 Control of Communicable Diseases	Expected to complete in third semester
CO5209 Control of Non-Communicable Diseases	Expected to complete in third semester

--	--

The above modules carry 4 modular credits each, except for CO5223* which carries 8 modular credits. Students who are taking Independent Study Module will need only to read 1 elective module from Component III.

Residency requirements and candidature

The Graduate Diploma in Applied Epidemiology (GDAE) is offered on part-time basis only. The minimum and maximum candidatures are 18 months and 36 months respectively.

Continuation and graduation requirements

The minimum CAP for fulfillment of award of Graduate Diploma in Applied Epidemiology is at least 2.25 or higher.

Assessment modes / Examination rules

Students' performance will be assessed through a combination of examinations and continuous assessments. The Board of Examiners will govern all assessments.

Assessment can be based on tutorials, laboratories, projects, reports as well as mid-term and final examinations.

4.2.3 Financial Assistance and Awards (for MPH only)

The scholarships below are offered on a competitive basis. Applicants must have good academic and professional records, as well as the potential to make a significant contribution to public health in their country and intended area of work. Specific information on scholarships will be communicated to successful applicants.

Scholarships are normally awarded for 2 semesters or the equivalent of an academic year in the first instance. An award may be terminated if the progress or conduct of the scholar has not been satisfactory. Scholars are expected to maintain a minimum CAP of 3.5 or should not have any grade below "C" for any module/subject. A scholar may request to extend the scholarship, subject to performance in the previous semesters and the approval of the Scholarship Committee.

Scholars may not concurrently hold any other scholarship, fellowship or award without the prior approval of the programme.

No award will be made unless there is a candidate of sufficient merit. There is no bond or obligation for the scholar to be employed by NUS or in Singapore.

Applicants who have not secured funding or sponsorship and intends to apply for the following scholarships, should indicate as 'Self Funding' in their application forms. Applicants will be considered for relevant scholarships if they are deemed eligible.

Saw Swee Hock MPH Scholarship

The Saw Swee Hock MPH Scholarship is available for award to full-time students who are Singapore Citizens. The following item is covered:

- A one-time grant of SGD\$15,000 towards tuition fees only

NUS Graduate Scholarship for ASEAN Nationals

NUS Graduate Scholarship for ASEAN Nationals is available for award to full-time students who are citizens or permanent residents of ASEAN countries (except Singapore).

The following items are covered:

- A monthly stipend throughout the period of the award
- A one-time book allowance
- Tuition, health insurance, examination and other approved fees
- Cost of economy travel directly from home country to Singapore on award of the scholarship
- Cost of economy travel from Singapore back to the home country on graduation

Partial Fee Waiver

A partial fee waiver will cover 40% of tuition fees. Students who are sponsored by organisations will not be eligible for the partial fee waiver scheme. It is available for international students only, on the basis of merit and financial needs.

WDA Healthcare Scholarship Programme 2013 - 2015

The WDA Healthcare Scholarship is developed to empower healthcare professionals to progress in their careers and assume leadership positions. It targets PMEs and the middle management workforce to provide them assistance with upgrading their skills.

The Scholarship has been launched for a second run (for courses commencing from 1 June 2013 until 31 Aug 2015) and the NUS Master of Public Health is one of the 10 supported courses. It is open to all healthcare professionals who are Singapore citizens with at least 5 years of working experience in the Healthcare industry, and have stayed with their current employer for at least 2 years. It is also open to mid-career switchers who wish to make a contribution in the healthcare and community and social services sector.

How does it work?

1. Candidates are to be nominated by their employers
2. WDA will sign letters of offer with successful organization applicants. Funding disbursements will be made directly to employers.

The Scholarship funds up to 90% of course fees (capped at S\$50,000) and successful candidates will have to serve of bond of between 1 to 3 years upon graduation.

Full details may be found on the WDA's website:

http://www.wda.gov.sg/content/wdawebiste/programmes_and_initiatives/L701Eiv-14-WDAHealthcareScholarship.html



NUS Bulletin
AY 2013/14

Bulletin Search

0 items

Home > NUS Bulletin AY2013/14 > Saw Swee Hock School of Public Health > Research Programmes

Provost's Welcome Message

Part I: General

About NUS

Education at NUS

Policies and Procedures

Part II: Programmes

Faculty of Arts & Social Sciences

School of Business

School of Computing

Faculty of Dentistry

School of Design & Environment

Faculty of Engineering

NUS Graduate School for Integrative Sciences and Engineering

Faculty of Law

Yong Loo Lin School of Medicine

Saw Swee Hock School of Public Health

Faculty of Science

University Scholars Programme

Duke-NUS Graduate Medical School Singapore

Lee Kuan Yew School of Public Policy

Yale NUS College

Yong Siew Toh Conservatory of Music

Teaching Institutions

Centre for English Language and Communication

Institute of Systems Science

Other Multidisciplinary/ Special Programmes

Bulletin Updates

Research Programmes

PDF version Printer-friendly version Send by email Save

- 4.1 Research Programmes
 - 4.1.1 Degrees Offered
 - 4.1.2 Degree Requirements
 - 4.1.3 Financial Assistance and Awards

4.1 Research Programmes

The Saw Swee Hock School of Public Health graduate research programmes are research-intensive programmes that emphasize both the mastery of research skills and acquisition of core knowledge in the student's area of interest. Students may choose to receive advanced training in one of four domains of Public Health research: Biostatistics, Epidemiology, Health Education & Promotion and Health Systems & Policy

4.1.1 Degrees Offered

The following degrees are offered:

- Master of Science (M.Sc.)
- Doctor of Philosophy (Ph.D.)

4.1.2 Degree Requirements
Admission Requirements

Master of Science (M.Sc.):

- Bachelor's Degree with Honours (at least 2nd Upper Class) or its equivalent, in a relevant discipline, OR
- MBBS or its equivalent OR
- Bachelor of Dental Surgery or its equivalent

Doctor of Philosophy (Ph.D.):

- Good Master's Degree in a relevant discipline OR
- Bachelor's Degree with Honours (at least 2nd Upper Class) or its equivalent in a relevant discipline, OR
- MBBS or its equivalent OR
- Bachelor of Dental Surgery or its equivalent

Other Requirements (applicable for both M.Sc. and Ph.D. students):

TOEFL/IELTS


Test scores for the TOEFL (Test of English as a Foreign Language) or IELTS (International English Language Testing System) must be submitted for all international applicants except those whose undergraduate or graduate degrees are from NUS, NTU, SMU or SUTD or from English-medium institutions in Australia, Canada, Ireland, New Zealand, the United Kingdom and the United States.


The following minimum scores for the respective tests are required:


Part III: Modules


Modules

Archived Bulletins

 AY2012/13

 AY2011/12

 AY2010/11

 AY2009/10

- 587 on the TOEFL paper-based test,
- 240 on the TOEFL computer-based test
- 94 on the TOEFL internet-based test
- 7.0 on the IELTS test

Note:
TOEFL and IELTS scores are valid for 2 years from the test date.

GRE
Applicants (except NUS, NTU, SMU & SUTD graduates from relevant disciplines) must also submit GRE scores to support their application. A minimum total GRE score of 1200 for both Verbal and Quantitative and a minimum of 3.5 for Analytical Writing are recommended. For applicants who took the GRE on or after 1 August 2011, a minimum total GRE score of 320 for both Verbal and Quantitative under the new scoring system and a minimum of 3.5 for Analytical Writing are recommended.

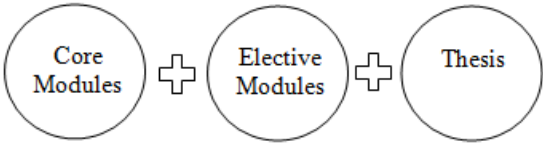
Note:
GRE scores are valid for 5 years from the test date.

Curriculum structure and requirements:

Overview of the programme structure:

Year 1 to 2	From Year 1, both M.Sc. and Ph.D. students will embark on their research projects, complete core modules and choose from a range of elective modules that cater to individual research interests. In Year 2, M.Sc. students will start writing their thesis, while Ph.D. students will complete a Ph.D. Qualifying Examination (PQE) which assesses their ability to complete Ph.D. requirements based on their academic progress and the quality of their research. M.Sc. students who wish to transfer to the Ph.D. programme need to complete the Ph.D. coursework requirements, and pass the PQE within 2 years.
Year 3 to 5	Ph.D. students will execute the rest of their research plans and submit and defend their thesis.

M.Sc.:



Ph.D.:



Coursework Requirements:

M.Sc. students are required to complete 4 core and 2 elective modules relevant to their area of research (Total 24 MCs). At least one elective module (4MCs) must be at level 5000 and above.

Ph.D. students are required to complete 4 core and 3 elective modules relevant to their area of research (Total 28 MCs). At least one elective module (4MCs) must be at level 6000 and above.

	M.Sc.	Ph.D.
--	-------	-------

CORE MODULES	CO5102 Principles of Epidemiology	CO5102 Principles of Epidemiology
	CO5103 Quantitative Epidemiologic Methods	CO5103 Quantitative Epidemiologic Methods
	CO5215 Advanced Epidemiology I OR SPH6001 Advanced Epidemiology II	SPH6001 Advanced Epidemiology II
	CO5218 Advanced Quantitative Methods I OR SPH6002 Advanced Quantitative Methods II	SPH6002 Advanced Quantitative Methods II
Elective Modules	2 Elective Modules (8 MCs) At least one elective module (4MCs) must be at level 5000 or above	3 Elective Modules (12 MCs) At least one elective module (4 MCs) must be at level 6000

Credit Transfer and Exemption:

Students who have completed relevant modules with comparable content and level of sophistication, and done so within 5 years before date of admission to the M.Sc./Ph.D. programmes may be allowed to receive exemption, credit or grade transfer according to prevailing NUS regulations. This is subject to approval by the student's supervisor and the School's Programme Management Committee. Students who wish to apply for credit transfer and/or exemption should submit their application within the first semester of their candidature.

English Language Requirement:

New students who are required to sit for the Diagnostic English Test (DET) may need to enrol for Graduate English Courses depending on the results of the DET. Please click [here](#) for more information.

Student Research Rounds

The student research rounds are a platform for students to receive feedback on their research projects from academic staff and fellow students. All research students who matriculate from January 2012 onwards are expected to present at least once within the first 2 years of their candidature. They will also need to achieve regular attendance (at least 8 seminars per academic year) in the student research rounds / SSHSPH PhD thesis defenses. For the student research rounds, the supervisor will invite a discussant who will be a content expert in the field of the student's project. Please click [here](#) for more information.

Ph.D. Qualifying Examination (PQE)

All Ph.D. students have to pass the Ph.D. Qualifying Examination (PQE) within 24 months from the date of admission to be confirmed as Ph.D. candidates. The PQE comprises both a written and an oral component. Students may take up to 2 attempts to complete each component of the PQE. If students are unable to complete their PQE within 24 months of their candidature or if they fail to pass the PQE after 2 attempts, they will be asked to transfer to the M.Sc. programme where eligible.

Thesis Examination

Generally, the thesis must demonstrate scholarship and the student's ability to perform original, independent research, and represent the student's work and significant contribution to the knowledge in the specific domain of research. The thesis should contain considerable data that have been published or are publishable in international peer-reviewed journals.

The Master's thesis should not exceed 60,000 words while the Doctoral thesis should not exceed 80,000 words. Students have to submit their theses by the maximum period of candidature. Please click [here](#) for more information.

Residency Requirements and Candidature:

The University's minimum residency and maximum candidature requirements for graduate research programmes shall apply to both M.Sc. and Ph.D. students.

Type of programme	Minimum Residency	Maximum Candidature
M.Sc.	6 months	36 months*
Ph.D.	18 months	60 months*

*The stated maximum candidatures apply to both part-time (PT) and full-time (FT) students

The residency requirement is per the [existing guidelines](#) and residency requires payment of fees and satisfying all curricular requirements of the programme of study.

Continuation and Graduation Requirements:

Continuation Requirements:

The University's prevailing continuation requirements will apply to the M.Sc. and Ph.D. students.

Graduation Requirements:

M.Sc.:

- Minimum CAP of 3.0 for 4 core and 2 elective modules (24 MCs)
- Pass in the M.Sc. thesis (word limit of 60,000)
- Achieved regular attendance (at least 8 seminars per academic year) in the student research rounds / SSHSPH thesis defenses
- Satisfactory grade (at least Grade C+) in all the required Graduate English Courses for students who do not qualify for waiver of English Language requirement

Ph.D.

- Minimum CAP of 3.5 for 4 core and 3 elective modules (28 MCs)
- Pass in Ph.D. Qualifying Examination
- Pass in Ph.D. thesis (word limit of 80,000) and Oral Examination.
- Achieved regular attendance (at least 8 seminars per academic year) in the student research rounds / SSHSPH thesis defenses
- Satisfactory grade (at least grade C+) in all the Graduate English Courses, for students who do not qualify for waiver of English Language requirement

Leave of Absence

The University's prevailing policies on Leave of Absence shall apply to the M.Sc. and Ph.D. students

4.1.3 Financial Assistance and Awards

Financial support in the form of scholarships is available for qualified candidates. These range from S\$1,500 - S\$3,300 per month for M.Sc. and Ph.D. candidates respectively. For more information, please visit the University's website at <http://www.nus.edu.sg/admissions/graduate-studies/scholarships.php>



[ABOUT US](#) [PROSPECTIVE STUDENTS](#) [CURRENT STUDENTS](#) [GRADUATED STUDENTS](#)

NUS Bulletin

AY 2013/14

[Bulletin Search](#)

0 items

[Home](#) > [NUS Bulletin AY2013/14](#) > [Saw Swee Hock School of Public Health](#) > [Degrees Offered](#)

Provost's Welcome Message

Part I: General

About NUS

Education at NUS

Policies and Procedures

Part II: Programmes

Faculty of Arts & Social Sciences

School of Business

School of Computing

Faculty of Dentistry

School of Design & Environment

Faculty of Engineering

NUS Graduate School for Integrative Sciences and Engineering

Faculty of Law

Yong Loo Lin School of Medicine

Saw Swee Hock School of Public Health

Faculty of Science

University Scholars Programme

Duke-NUS Graduate Medical School Singapore

Lee Kuan Yew School of Public Policy

Yale NUS College

Yong Siew Toh Conservatory of Music

Teaching Institutions

Centre for English Language and Communication

Institute of Systems Science

Other Multidisciplinary/ Special Programmes

Bulletin Updates

Degrees Offered





PDF version Printer-friendly version Send by email Save

- The following degrees are offered:
- Master of Science (M.Sc.)
 - Doctor of Philosophy (Ph.D.)

Part III: Modules

Modules

Archived Bulletins

-  [AY2012/13](#)
-  [AY2011/12](#)
-  [AY2010/11](#)
-  [AY2009/10](#)



NUS Bulletin
AY 2013/14

Bulletin Search

0 items

Home > NUS Bulletin AY2013/14 > Saw Swee Hock School of Public Health > Degree Requirements

Provost's Welcome Message

Part I: General

About NUS

Education at NUS

Policies and Procedures

Part II: Programmes

Faculty of Arts & Social Sciences

School of Business

School of Computing

Faculty of Dentistry

School of Design & Environment

Faculty of Engineering

NUS Graduate School for Integrative Sciences and Engineering

Faculty of Law

Yong Loo Lin School of Medicine

Saw Swee Hock School of Public Health

Faculty of Science

University Scholars Programme

Duke-NUS Graduate Medical School Singapore

Lee Kuan Yew School of Public Policy

Yale NUS College

Yong Siew Toh Conservatory of Music

Teaching Institutions

Centre for English Language and Communication

Institute of Systems Science

Other Multidisciplinary/ Special Programmes

Bulletin Updates

Degree Requirements

PDF version Printer-friendly version Send by email Save

Admission Requirements

Master of Science (M.Sc.):

- Bachelor's Degree with Honours (at least 2nd Upper Class) or its equivalent, in a relevant discipline, OR
- MBBS or its equivalent OR
- Bachelor of Dental Surgery or its equivalent

Doctor of Philosophy (Ph.D.):

- Good Master's Degree in a relevant discipline OR
- Bachelor's Degree with Honours (at least 2nd Upper Class) or its equivalent in a relevant discipline, OR
- MBBS or its equivalent OR
- Bachelor of Dental Surgery or its equivalent

Other Requirements (applicable for both M.Sc. and Ph.D. students):

TOEFL/IELTS

Test scores for the TOEFL (Test of English as a Foreign Language) or IELTS (International English Language Testing System) must be submitted for all international applicants except those whose undergraduate or graduate degrees are from NUS, NTU SMU or SUTD or from English-medium institutions in Australia, Canada, Ireland, New Zealand, the United Kingdom and the United States.

The following minimum scores for the respective tests are required:

- 587 on the TOEFL paper-based test,
- 240 on the TOEFL computer-based test
- 94 on the TOEFL internet-based test
- 7.0 on the IELTS test

Note:

TOEFL and IELTS scores are valid for 2 years from the test date.

GRE

Applicants (except NUS, NTU, SMU & SUTD graduates from relevant disciplines) must also submit GRE scores to support their application. A minimum total GRE score of 1200 for both Verbal and Quantitative and a minimum of 3.5 for Analytical Writing are recommended. For applicants who took the GRE on or after 1 August 2011, a minimum total GRE score of 320 for both Verbal and Quantitative under the new scoring system and a minimum of 3.5 for Analytical Writing are recommended.

Note:

GRE scores are valid for 5 years from the test date.

Curriculum structure and requirements:

Part III: Modules

Modules

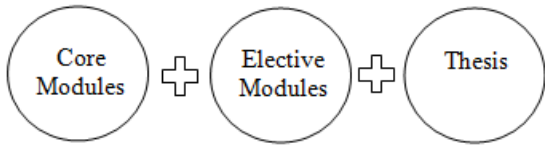
Archived Bulletins

- AY2012/13
- AY2011/12
- AY2010/11
- AY2009/10

Overview of the programme structure:

Year 1 to 2	From Year 1, both M.Sc. and Ph.D. students will embark on their research projects, complete core modules and choose from a range of elective modules that cater to individual research interests. In Year 2, M.Sc. students will start writing their thesis, while Ph.D. students will complete a Ph.D. Qualifying Examination (PQE) which assesses their ability to complete Ph.D. requirements based on their academic progress and the quality of their research. M.Sc. students who wish to transfer to the Ph.D. programme need to complete the Ph.D. coursework requirements, and pass the PQE within 2 years.
Year 3 to 5	Ph.D. students will execute the rest of their research plans and submit and defend their thesis.

M.Sc.:



Ph.D.:



Coursework Requirements:

M.Sc. students are required to complete 4 core and 2 elective modules relevant to their area of research (Total 24 MCs). At least one elective module (4MCs) must be at level 5000 and above.

Ph.D. students are required to complete 4 core and 3 elective modules relevant to their area of research (Total 28 MCs). At least one elective module (4MCs) must be at level 6000 and above.

	M.Sc.	Ph.D.
CORE MODULES	CO5102 Principles of Epidemiology	CO5102 Principles of Epidemiology
	CO5103 Quantitative Epidemiologic Methods	CO5103 Quantitative Epidemiologic Methods
	CO5215 Advanced Epidemiology I OR SPH6001 Advanced Epidemiology II	SPH6001 Advanced Epidemiology II
	CO5218 Advanced Quantitative Methods I OR SPH6002 Advanced Quantitative Methods II	SPH6002 Advanced Quantitative Methods II
Elective Modules	2 Elective Modules (8 MCs) At least one elective module (4MCs) must be at level 5000 or above	3 Elective Modules (12 MCs) At least one elective module (4 MCs) must be at level 6000

Credit Transfer and Exemption:

Students who have completed relevant modules with comparable content and level of sophistication, and done so within 5 years before date of admission to the M.Sc./Ph.D. programmes may be allowed to receive exemption, credit or grade transfer according to prevailing NUS regulations. This is subject to approval by the student's supervisor and the School's Programme Management Committee. Students who wish to apply for credit transfer and/or exemption should submit their

application within the first semester of their candidature.

English Language Requirement:

New students who are required to sit for the Diagnostic English Test (DET) may need to enrol for Graduate English Courses depending on the results of the DET. Please click [here](#) for more information.

Student Research Rounds

The student research rounds are a platform for students to receive feedback on their research projects from academic staff and fellow students. All research students who matriculate from January 2012 onwards are expected to present at least once within the first 2 years of their candidature. They will also need to achieve regular attendance (at least 8 seminars per academic year) in the student research rounds / SSHSPH PhD thesis defenses. For the student research rounds, the supervisor will invite a discussant who will be a content expert in the field of the student's project. Please click [here](#) for more information.

Ph.D. Qualifying Examination (PQE)

All Ph.D. students have to pass the Ph.D. Qualifying Examination (PQE) within 24 months from the date of admission to be confirmed as Ph.D. candidates. The PQE comprises both a written and an oral component. Students may take up to 2 attempts to complete each component of the PQE. If students are unable to complete their PQE within 24 months of their candidature or if they fail to pass the PQE after 2 attempts, they will be asked to transfer to the M.Sc. programme where eligible.

Thesis Examination

Generally, the thesis must demonstrate scholarship and the student's ability to perform original, independent research, and represent the student's work and significant contribution to the knowledge in the specific domain of research. The thesis should contain considerable data that have been published or are publishable in international peer-reviewed journals.

The Master's thesis should not exceed 60,000 words while the Doctoral thesis should not exceed 80,000 words. Students have to submit their theses by the maximum period of candidature. Please click [here](#) for more information.

Residency Requirements and Candidature:

The University's minimum residency and maximum candidature requirements for graduate research programmes shall apply to both M.Sc. and Ph.D. students.

Type of programme	Minimum Residency	Maximum Candidature
M.Sc.	6 months	36 months*
Ph.D.	18 months	60 months*

*The stated maximum candidatures apply to both part-time (PT) and full-time (FT) students

The residency requirement is per the [existing guidelines](#) and residency requires payment of fees and satisfying all curricular requirements of the programme of study.

Continuation and Graduation Requirements:

Continuation Requirements:

The University's prevailing continuation requirements will apply to the M.Sc. and Ph.D. students.

Graduation Requirements:

M.Sc.:

- Minimum CAP of 3.0 for 4 core and 2 elective modules (24 MCs)
- Pass in the M.Sc. thesis (word limit of 60,000)

- Achieved regular attendance (at least 8 seminars per academic year) in the student research rounds / SSHSPH thesis defenses
- Satisfactory grade (at least Grade C+) in all the required Graduate English Courses for students who do not qualify for waiver of English Language requirement

Ph.D.

- Minimum CAP of 3.5 for 4 core and 3 elective modules (28 MCs)
- Pass in Ph.D. Qualifying Examination
- Pass in Ph.D. thesis (word limit of 80,000) and Oral Examination.
- Achieved regular attendance (at least 8 seminars per academic year) in the student research rounds / SSHSPH thesis defenses
- Satisfactory grade (at least grade C+) in all the Graduate English Courses, for students who do not qualify for waiver of English Language requirement

Leave of Absence

The University's prevailing policies on Leave of Absence shall apply to the M.Sc. and Ph.D. students



NUS Bulletin

AY 2013/14

Bulletin Search

0 items

Home > NUS Bulletin AY2013/14 > Saw Swee Hock School of Public Health > Financial Assistance and Awards

Provost's Welcome Message

Part I: General

About NUS

Education at NUS

Policies and Procedures

Part II: Programmes

Faculty of Arts & Social Sciences

School of Business

School of Computing

Faculty of Dentistry

School of Design & Environment

Faculty of Engineering

NUS Graduate School for Integrative Sciences and Engineering

Faculty of Law

Yong Loo Lin School of Medicine

Saw Swee Hock School of Public Health

Faculty of Science

University Scholars Programme

Duke-NUS Graduate Medical School Singapore

Lee Kuan Yew School of Public Policy

Yale NUS College

Yong Siew Toh Conservatory of Music

Teaching Institutions

Centre for English Language and Communication

Institute of Systems Science

Other Multidisciplinary/ Special Programmes

Bulletin Updates

Financial Assistance and Awards

PDF version

Printer-friendly version

Send by email





Save

Financial support in the form of scholarships is available for qualified candidates. These range from S\$1,500 - S\$3,300 per month for M.Sc. and Ph.D. candidates respectively. For more information, please visit the University's website at <http://www.nus.edu.sg/admissions/graduate-studies/scholarships.php>

Part III: Modules

Modules

Archived Bulletins

-  [AY2012/13](#)
-  [AY2011/12](#)
-  [AY2010/11](#)
-  [AY2009/10](#)

NUS Bulletin AY 2013/14

Bulletin Search

0 items

Home > NUS Bulletin AY2013/14 > Saw Swee Hock School of Public Health > Coursework Programmes

Provost's Welcome Message

Part I: General

About NUS

Education at NUS

Policies and Procedures

Part II: Programmes

Faculty of Arts & Social Sciences

School of Business

School of Computing

Faculty of Dentistry

School of Design & Environment

Faculty of Engineering

NUS Graduate School for Integrative Sciences and Engineering

Faculty of Law

Yong Loo Lin School of Medicine

Saw Swee Hock School of Public Health

Faculty of Science

University Scholars Programme

Duke-NUS Graduate Medical School Singapore

Lee Kuan Yew School of Public Policy

Yale NUS College

Yong Siew Toh Conservatory of Music

Teaching Institutions

Centre for English Language and Communication

Institute of Systems Science

Other Multidisciplinary/ Special Programmes

Bulletin Updates

Coursework Programmes

PDF version Printer-friendly version Send by email Save

- 4.2 Coursework Programmes
 - 4.2.1 Degrees Offered
 - 4.2.2 Degree Requirements
 - 4.2.2.1 Master of Public Health (MPH)
 - 4.2.2.2 Graduate Diploma in Applied Epidemiology
 - 4.2.3 Financial Assistance and Awards (for MPH only)

4.2 Coursework Programmes

4.2.1 Degrees Offered

The following degrees are offered:

- Master of Public Health (MPH)
- Graduate Diploma in Applied Epidemiology (GDAE)

4.2.2 Degree Requirements

4.2.2.1 Master of Public Health (MPH)

The MPH Programme seeks to provide a rigorous and interdisciplinary approach to learning, with emphasis on finding evidence-based and innovative solutions to Asia's current and future public health challenges. The Programme stresses the importance of scientifically sound, rigorous methodology. At the same time, many modules include a practitioner-led component which is based on strong ties with the Ministry of Health and various healthcare institutions throughout the country.

Graduates of the MPH Programme are equipped to address both traditional and emerging public health issues. They assume leadership and administrative positions in diverse public health disciplines and work in a wide variety of local and international settings.

Admission requirements

Medically Qualified Applicants

- MBBS or equivalent;
- One year of general clinical experience (excluding housemanship*); AND
- One year of experience in public health, health administration, occupational and environmental health or have entered clinical specialty training, OR
- Enrolled in the preventive medicine residency programme

* Applicable to Singapore-trained doctors only





Non-Medically Qualified Applicants

- A good Honours degree or equivalent; and
- Two years of experience in public health, health promotion, health administration, occupational and environmental

Part III: Modules

Modules

Archived Bulletins

-  AY2012/13
-  AY2011/12
-  AY2010/11
-  AY2009/10

health experience or clinical research.

English Proficiency for International Applicants

Test scores for the TOEFL (Test of English as a Foreign Language) or IELTS (International English Language Testing System) must be submitted for all international applicants except those whose undergraduate or graduate degrees are from English-medium institutions in Australia, Canada, Ireland, New Zealand, the United Kingdom and the United States.

The following minimum scores for the respective tests are required:

- 580 on the TOEFL paper-based test
- 237 on the TOEFL computer-based test
- 85 on the TOEFL internet-based test
- 6.0 on the IELTS test

Note:

Scores for the TOEFL and IELTS are valid for 2 years from the test date.

Curriculum structure and requirements

To graduate, students complete 64 modular credits (MCs) of modules. Medically qualified candidates complete 44 MCs of modules. Credit requirements include 24 MCs of core modules, including a Practicum project. The remaining credits are fulfilled by elective modules. Please click [here](#) for more information.

Residency requirements and candidature

The MPH programme is offered on both full-time and part-time basis. The minimum period of candidature for the MPH degree is 18 months of full-time study and 36 months of part-time study. The maximum candidature periods for full-time and part-time study are 4 years and 6 years respectively.

Medically qualified candidates can complete the degree within 12 months of full-time study or 24 months of part-time study. The maximum candidature periods for medically qualified candidates are 2 years for full-time study and 4 years for part-time study respectively.

Continuation and graduation requirements

To graduate, students complete 64 modular credits (MCs) of modules. Medically qualified candidates complete 44 MCs of modules.

The minimum CAP for fulfilment of the degree requirements for award of Master of Public Health is 3.0.

Assessment modes / Examination rules

Students' performance will be assessed through a combination of examinations and continuous assessments. The Board of Examiners will govern all assessments.

Assessment can be based on tutorials, laboratories, projects, reports, as well as mid-term and final examinations.

4.2.2.2 Graduate Diploma in Applied Epidemiology

The Graduate Diploma in Applied Epidemiology aims to equip candidates with the skills necessary to respond to:

- Investigate and control occurrences, including outbreaks, of communicable and non-communicable disease, using relevant approaches and technologies.
- Plan, conduct and analyse epidemiologic studies to assess and monitor the health of communities and populations at risk, and to identify health problems and priorities
- Interpret and use basic statistics associated with various epidemiological study designs.

Admission requirements

- A bachelor's degree or equivalent; and
- At least 1 year of relevant experience in public health/ disease control or epidemiology

English Proficiency for International Applicants

International applicants whose native language or medium of undergraduate instruction is not English will require a minimum TOEFL score of 580 (paper-based) or 237 (computer-based) or an IELTS score of 6.0

Note:
Scores for the TOEFL and IELTS are valid for 2 years from the test date.

Curriculum structure and requirements

GDAE candidates are required to fulfil a minimum of 24 modular credits (MCs) for graduation, which consists of 3 components:

- 1. Epidemiology-related modules
- 2. Practicum project
- 3. Elective module(s) in applied epidemiology

COMPONENT I: EPIDEMIOLOGY-RELATED MODULES	
CO5102 Principles of Epidemiology	Expected to complete in first semester.
CO5103 Quantitative Epidemiologic Methods	Expected to complete in first semester.
CO5224 Data Collection in Public Health	Expected to complete in second semester.
COMPONENT II: PRACTICUM PROJECT	
CO5210 Practicum	Expected to start in second semester and complete by third semester
CO5223 Independent Study Module*	Expected to start in second semester and complete by third semester
COMPONENT III: ELECTIVE MODULE(S) IN APPLIED EPIDEMIOLOGY	
CO5201 Control of Communicable Diseases	Expected to complete in third semester
CO5209 Control of Non-Communicable Diseases	Expected to complete in third semester

The above modules carry 4 modular credits each, except for CO5223* which carries 8 modular credits. Students who are taking Independent Study Module will need only to read 1 elective module from Component III.

Residency requirements and candidature

The Graduate Diploma in Applied Epidemiology (GDAE) is offered on part-time basis only. The minimum and maximum candidatures are 18 months and 36 months respectively.

Continuation and graduation requirements

The minimum CAP for fulfillment of award of Graduate Diploma in Applied Epidemiology is at least 2.25 or higher.

Assessment modes / Examination rules

Students' performance will be assessed through a combination of examinations and continuous assessments. The Board of Examiners will govern all assessments.

Assessment can be based on tutorials, laboratories, projects, reports as well as mid-term and final examinations.

4.2.3 Financial Assistance and Awards (for MPH only)

The scholarships below are offered on a competitive basis. Applicants must have good academic and professional records, as well as the potential to make a significant contribution to public health in their country and intended area of work. Specific information on scholarships will be communicated to successful applicants.

Scholarships are normally awarded for 2 semesters or the equivalent of an academic year in the first instance. An award may be terminated if the progress or conduct of the scholar has not been satisfactory. Scholars are expected to maintain a minimum CAP of 3.5 or should not have any grade below "C" for any module/subject. A scholar may request to extend the scholarship, subject to performance in the previous semesters and the approval of the Scholarship Committee.

Scholars may not concurrently hold any other scholarship, fellowship or award without the prior approval of the programme.

No award will be made unless there is a candidate of sufficient merit. There is no bond or obligation for the scholar to be employed by NUS or in Singapore.

Applicants who have not secured funding or sponsorship and intends to apply for the following scholarships, should indicate as 'Self Funding' in their application forms. Applicants will be considered for relevant scholarships if they are deemed eligible.

Saw Swee Hock MPH Scholarship

The Saw Swee Hock MPH Scholarship is available for award to full-time students who are Singapore Citizens. The following item is covered:

- A one-time grant of SGD\$15,000 towards tuition fees only

NUS Graduate Scholarship for ASEAN Nationals

NUS Graduate Scholarship for ASEAN Nationals is available for award to full-time students who are citizens or permanent residents of ASEAN countries (except Singapore).

The following items are covered:

- A monthly stipend throughout the period of the award
- A one-time book allowance
- Tuition, health insurance, examination and other approved fees
- Cost of economy travel directly from home country to Singapore on award of the scholarship
- Cost of economy travel from Singapore back to the home country on graduation

Partial Fee Waiver

A partial fee waiver will cover 40% of tuition fees. Students who are sponsored by organisations will not be eligible for the partial fee waiver scheme. It is available for international students only, on the basis of merit and financial needs.

WDA Healthcare Scholarship Programme 2013 - 2015

The WDA Healthcare Scholarship is developed to empower healthcare professionals to progress in their careers and assume leadership positions. It targets PME and the middle management workforce to provide them assistance with upgrading their skills.

The Scholarship has been launched for a second run (for courses commencing from 1 June 2013 until 31 Aug 2015) and the NUS Master of Public Health is one of the 10 supported courses. It is open to all healthcare professionals who are Singapore citizens with at least 5 years of working experience in the Healthcare industry, and have stayed with their current employer for at least 2 years. It is also open to mid-career switchers who wish to make a contribution in the healthcare and community and social services sector.

How does it work?

1. Candidates are to be nominated by their employers
2. WDA will sign letters of offer with successful organization applicants. Funding disbursements will be made directly to employers.

The Scholarship funds up to 90% of course fees (capped at S\$50,000) and successful candidates will have to serve of bond of between 1 to 3 years upon graduation.

Full details may be found on the WDA's website:

http://www.wda.gov.sg/content/wdawebiste/programmes_and_initiatives/L701Eiv-14-WDAHealthcareScholarship.html



NUS Bulletin
AY 2013/14

Bulletin Search

0 items

Home > NUS Bulletin AY2013/14 > Saw Swee Hock School of Public Health > Degrees Offered

Provost's Welcome Message

Part I: General

About NUS

Education at NUS

Policies and Procedures

Part II: Programmes

Faculty of Arts & Social Sciences

School of Business

School of Computing

Faculty of Dentistry

School of Design & Environment

Faculty of Engineering

NUS Graduate School for Integrative Sciences and Engineering

Faculty of Law

Yong Loo Lin School of Medicine

Saw Swee Hock School of Public Health

Faculty of Science

University Scholars Programme

Duke-NUS Graduate Medical School Singapore

Lee Kuan Yew School of Public Policy

Yale NUS College

Yong Siew Toh Conservatory of Music

Teaching Institutions

Centre for English Language and Communication

Institute of Systems Science

Other Multidisciplinary/ Special Programmes

Bulletin Updates

Degrees Offered

PDF version Printer-friendly version Send by email Save


The following degrees are offered:


- Master of Public Health (MPH)
- Graduate Diploma in Applied Epidemiology (GDAE)

Part III: Modules


Modules

Archived Bulletins

 [AY2012/13](#)

 [AY2011/12](#)

 [AY2010/11](#)

 [AY2009/10](#)

NUS Bulletin

AY 2013/14

 Bulletin Search

 0 items

[Home](#) > [NUS Bulletin AY2013/14](#) > [Saw Swee Hock School of Public Health](#) > [Degree Requirements](#)

Provost's Welcome Message


Part I: General


[About NUS](#)[Education at NUS](#)[Policies and Procedures](#)

Part II: Programmes

[Faculty of Arts & Social Sciences](#)[School of Business](#)[School of Computing](#)[Faculty of Dentistry](#)[School of Design & Environment](#)[Faculty of Engineering](#)[NUS Graduate School for Integrative Sciences and Engineering](#)[Faculty of Law](#)[Yong Loo Lin School of Medicine](#)[Saw Swee Hock School of Public Health](#)[Faculty of Science](#)[University Scholars Programme](#)[Duke-NUS Graduate Medical School Singapore](#)[Lee Kuan Yew School of Public Policy](#)[Yale NUS College](#)[Yong Siew Toh Conservatory of Music](#)

Teaching Institutions

 Centre for English Language and Communication

 Institute of Systems Science
[Other Multidisciplinary/ Special Programmes](#)[Bulletin Updates](#)

Degree Requirements

 PDF version

 Printer-friendly version

 Send by email

 Save

4.2.2 Degree Requirements

4.2.2.1 Master of Public Health (MPH)

4.2.2.2 Graduate Diploma in Applied Epidemiology

4.2.2 Degree Requirements

4.2.2.1 Master of Public Health (MPH)

The MPH Programme seeks to provide a rigorous and interdisciplinary approach to learning, with emphasis on finding evidence-based and innovative solutions to Asia's current and future public health challenges. The Programme stresses the importance of scientifically sound, rigorous methodology. At the same time, many modules include a practitioner-led component which is based on strong ties with the Ministry of Health and various healthcare institutions throughout the country.

Graduates of the MPH Programme are equipped to address both traditional and emerging public health issues. They assume leadership and administrative positions in diverse public health disciplines and work in a wide variety of local and international settings.

Admission requirements

Medically Qualified Applicants

- MBBS or equivalent;
- One year of general clinical experience (excluding housemanship*); AND
- One year of experience in public health, health administration, occupational and environmental health or have entered clinical specialty training, OR
- Enrolled in the preventive medicine residency programme

* Applicable to Singapore-trained doctors only

Non-Medically Qualified Applicants

- A good Honours degree or equivalent; and
- Two years of experience in public health, health promotion, health administration, occupational and environmental health experience or clinical research.

English Proficiency for International Applicants

Test scores for the TOEFL (Test of English as a Foreign Language) or IELTS (International English Language Testing System) must be submitted for all international applicants except those whose undergraduate or graduate degrees are from English-medium institutions in Australia, Canada, Ireland, New Zealand, the United Kingdom and the United States.

The following minimum scores for the respective tests are required:





- 580 on the TOEFL paper-based test
- 237 on the TOEFL computer-based test
- 85 on the TOEFL internet-based test
- 6.0 on the IELTS test

Note:

Part III: Modules

Modules

Archived Bulletins

-  AY2012/13
-  AY2011/12
-  AY2010/11
-  AY2009/10

Scores for the TOEFL and IELTS are valid for 2 years from the test date.

Curriculum structure and requirements

To graduate, students complete 64 modular credits (MCs) of modules. Medically qualified candidates complete 44 MCs of modules. Credit requirements include 24 MCs of core modules, including a Practicum project. The remaining credits are fulfilled by elective modules. Please click [here](#) for more information.

Residency requirements and candidature

The MPH programme is offered on both full-time and part-time basis. The minimum period of candidature for the MPH degree is 18 months of full-time study and 36 months of part-time study. The maximum candidature periods for full-time and part-time study are 4 years and 6 years respectively.

Medically qualified candidates can complete the degree within 12 months of full-time study or 24 months of part-time study. The maximum candidature periods for medically qualified candidates are 2 years for full-time study and 4 years for part-time study respectively.

Continuation and graduation requirements

To graduate, students complete 64 modular credits (MCs) of modules. Medically qualified candidates complete 44 MCs of modules.

The minimum CAP for fulfilment of the degree requirements for award of Master of Public Health is 3.0.

Assessment modes / Examination rules

Students' performance will be assessed through a combination of examinations and continuous assessments. The Board of Examiners will govern all assessments.

Assessment can be based on tutorials, laboratories, projects, reports, as well as mid-term and final examinations.

4.2.2.2 Graduate Diploma in Applied Epidemiology

The Graduate Diploma in Applied Epidemiology aims to equip candidates with the skills necessary to respond to:

- Investigate and control occurrences, including outbreaks, of communicable and non-communicable disease, using relevant approaches and technologies.
- Plan, conduct and analyse epidemiologic studies to assess and monitor the health of communities and populations at risk, and to identify health problems and priorities
- Interpret and use basic statistics associated with various epidemiological study designs.

Admission requirements

- A bachelor's degree or equivalent; and
- At least 1 year of relevant experience in public health/ disease control or epidemiology

English Proficiency for International Applicants

International applicants whose native language or medium of undergraduate instruction is not English will require a minimum TOEFL score of 580 (paper-based) or 237 (computer-based) or an IELTS score of 6.0

Note:

Scores for the TOEFL and IELTS are valid for 2 years from the test date.

Curriculum structure and requirements

GDAE candidates are required to fulfil a minimum of 24 modular credits (MCs) for graduation, which consists of 3 components:

1. Epidemiology-related modules
2. Practicum project
3. Elective module(s) in applied epidemiology

COMPONENT I: EPIDEMIOLOGY-RELATED MODULES	
CO5102 Principles of Epidemiology	Expected to complete in first semester.
CO5103 Quantitative Epidemiologic Methods	Expected to complete in first semester.
CO5224 Data Collection in Public Health	Expected to complete in second semester.
COMPONENT II: PRACTICUM PROJECT	
CO5210 Practicum	Expected to start in second semester and complete by third semester
CO5223 Independent Study Module*	Expected to start in second semester and complete by third semester
COMPONENT III: ELECTIVE MODULE(S) IN APPLIED EPIDEMIOLOGY	
CO5201 Control of Communicable Diseases	Expected to complete in third semester
CO5209 Control of Non-Communicable Diseases	Expected to complete in third semester

The above modules carry 4 modular credits each, except for CO5223* which carries 8 modular credits. Students who are taking Independent Study Module will need only to read 1 elective module from Component III.

Residency requirements and candidature

The Graduate Diploma in Applied Epidemiology (GDAE) is offered on part-time basis only. The minimum and maximum candidatures are 18 months and 36 months respectively.

Continuation and graduation requirements

The minimum CAP for fulfillment of award of Graduate Diploma in Applied Epidemiology is at least 2.25 or higher.

Assessment modes / Examination rules

Students' performance will be assessed through a combination of examinations and continuous assessments. The Board of Examiners will govern all assessments.

Assessment can be based on tutorials, laboratories, projects, reports as well as mid-term and final examinations.

NUS Bulletin

AY 2013/14

 Bulletin Search

 0 items

[Home](#) > [NUS Bulletin AY2013/14](#) > [Saw Swee Hock School of Public Health](#) > [Master of Public Health \(MPH\)](#)

Provost's Welcome Message


Part I: General


[About NUS](#)
[Education at NUS](#)
[Policies and Procedures](#)

Part II: Programmes

[Faculty of Arts & Social Sciences](#)
[School of Business](#)
[School of Computing](#)
[Faculty of Dentistry](#)
[School of Design & Environment](#)
[Faculty of Engineering](#)
[NUS Graduate School for Integrative Sciences and Engineering](#)
[Faculty of Law](#)
[Yong Loo Lin School of Medicine](#)
[Saw Swee Hock School of Public Health](#)
[Faculty of Science](#)
[University Scholars Programme](#)
[Duke-NUS Graduate Medical School Singapore](#)
[Lee Kuan Yew School of Public Policy](#)
[Yale NUS College](#)
[Yong Siew Toh Conservatory of Music](#)

Teaching Institutions

 Centre for English Language and Communication

 Institute of Systems Science

[Other Multidisciplinary/ Special Programmes](#)
[Bulletin Updates](#)

Master of Public Health (MPH)

 PDF version

 Printer-friendly version

 Send by email

 Save

The MPH Programme seeks to provide a rigorous and interdisciplinary approach to learning, with emphasis on finding evidence-based and innovative solutions to Asia's current and future public health challenges. The Programme stresses the importance of scientifically sound, rigorous methodology. At the same time, many modules include a practitioner-led component which is based on strong ties with the Ministry of Health and various healthcare institutions throughout the country.

Graduates of the MPH Programme are equipped to address both traditional and emerging public health issues. They assume leadership and administrative positions in diverse public health disciplines and work in a wide variety of local and international settings.

Admission requirements

Medically Qualified Applicants

- MBBS or equivalent;
- One year of general clinical experience (excluding housemanship*); AND
- One year of experience in public health, health administration, occupational and environmental health or have entered clinical specialty training, OR
- Enrolled in the preventive medicine residency programme

* Applicable to Singapore-trained doctors only

Non-Medically Qualified Applicants

- A good Honours degree or equivalent; and
- Two years of experience in public health, health promotion, health administration, occupational and environmental health experience or clinical research.

English Proficiency for International Applicants

Test scores for the TOEFL (Test of English as a Foreign Language) or IELTS (International English Language Testing System) must be submitted for all international applicants except those whose undergraduate or graduate degrees are from English-medium institutions in Australia, Canada, Ireland, New Zealand, the United Kingdom and the United States.

The following minimum scores for the respective tests are required:

- 580 on the TOEFL paper-based test
- 237 on the TOEFL computer-based test
- 85 on the TOEFL internet-based test
- 6.0 on the IELTS test

Note:

Scores for the TOEFL and IELTS are valid for 2 years from the test date.

Part III: Modules


Modules

Archived Bulletins

 AY2012/13

 AY2011/12

 AY2010/11

 AY2009/10

Curriculum structure and requirements

To graduate, students complete 64 modular credits (MCs) of modules. Medically qualified candidates complete 44 MCs of modules. Credit requirements include 24 MCs of core modules, including a Practicum project. The remaining credits are fulfilled by elective modules. Please click [here](#) for more information.

Residency requirements and candidature

The MPH programme is offered on both full-time and part-time basis. The minimum period of candidature for the MPH degree is 18 months of full-time study and 36 months of part-time study. The maximum candidature periods for full-time and part-time study are 4 years and 6 years respectively.

Medically qualified candidates can complete the degree within 12 months of full-time study or 24 months of part-time study. The maximum candidature periods for medically qualified candidates are 2 years for full-time study and 4 years for part-time study respectively.

Continuation and graduation requirements

To graduate, students complete 64 modular credits (MCs) of modules. Medically qualified candidates complete 44 MCs of modules.

The minimum CAP for fulfilment of the degree requirements for award of Master of Public Health is 3.0.

Assessment modes / Examination rules

Students' performance will be assessed through a combination of examinations and continuous assessments. The Board of Examiners will govern all assessments.

Assessment can be based on tutorials, laboratories, projects, reports, as well as mid-term and final examinations.



NUS Bulletin
AY 2013/14

Bulletin Search

0 items

Home > NUS Bulletin AY2013/14 > Saw Swee Hock School of Public Health > Graduate Diploma in Applied Epidemiology

Provost's Welcome Message

Part I: General

About NUS

Education at NUS

Policies and Procedures

Part II: Programmes

Faculty of Arts & Social Sciences

School of Business

School of Computing

Faculty of Dentistry

School of Design & Environment

Faculty of Engineering

NUS Graduate School for Integrative Sciences and Engineering

Faculty of Law

Yong Loo Lin School of Medicine

Saw Swee Hock School of Public Health

Faculty of Science

University Scholars Programme

Duke-NUS Graduate Medical School Singapore

Lee Kuan Yew School of Public Policy

Yale NUS College

Yong Siew Toh Conservatory of Music

Teaching Institutions

Centre for English Language and Communication

Institute of Systems Science

Other Multidisciplinary/ Special Programmes

Bulletin Updates

Graduate Diploma in Applied Epidemiology

PDF versionPrinter-friendly versionSend by emailSave

The Graduate Diploma in Applied Epidemiology aims to equip candidates with the skills necessary to respond to:

- Investigate and control occurrences, including outbreaks, of communicable and non-communicable disease, using relevant approaches and technologies.
- Plan, conduct and analyse epidemiologic studies to assess and monitor the health of communities and populations at risk, and to identify health problems and priorities
- Interpret and use basic statistics associated with various epidemiological study designs.

Admission requirements

- A bachelor's degree or equivalent; and
- At least 1 year of relevant experience in public health/ disease control or epidemiology

English Proficiency for International Applicants

International applicants whose native language or medium of undergraduate instruction is not English will require a minimum TOEFL score of 580 (paper-based) or 237 (computer-based) or an IELTS score of 6.0

Note:

Scores for the TOEFL and IELTS are valid for 2 years from the test date.

Curriculum structure and requirements

GDAE candidates are required to fulfil a minimum of 24 modular credits (MCs) for graduation, which consists of 3 components:





- Epidemiology-related modules
- Practicum project
- Elective module(s) in applied epidemiology

Component I: Epidemiology-Related Modules	
CO5102 Principles of Epidemiology	Expected to complete in first semester.
CO5103 Quantitative Epidemiologic Methods	Expected to complete in first semester.
CO5224 Data Collection in Public Health	Expected to complete in second semester.
Component II: Practicum Project	
CO5210 Practicum	Expected to start in second semester and complete by third semester
CO5223 Independent Study Module*	Expected to start in second semester and complete by third semester

Part III: Modules

Modules

Archived Bulletins

-  AY2012/13
-  AY2011/12
-  AY2010/11
-  AY2009/10

COMPONENT III: ELECTIVE MODULE(S) IN APPLIED EPIDEMIOLOGY	
CO5201 Control of Communicable Diseases	Expected to complete in third semester
CO5209 Control of Non-Communicable Diseases	Expected to complete in third semester

The above modules carry 4 modular credits each, except for CO5223* which carries 8 modular credits. Students who are taking Independent Study Module will need only to read 1 elective module from Component III.

Residency requirements and candidature

The Graduate Diploma in Applied Epidemiology (GDAE) is offered on part-time basis only. The minimum and maximum candidatures are 18 months and 36 months respectively.

Continuation and graduation requirements

The minimum CAP for fulfillment of award of Graduate Diploma in Applied Epidemiology is at least 2.25 or higher.

Assessment modes / Examination rules

Students' performance will be assessed through a combination of examinations and continuous assessments. The Board of Examiners will govern all assessments.

Assessment can be based on tutorials, laboratories, projects, reports as well as mid-term and final examinations.



NUS Bulletin AY 2013/14

🔍 Bulletin Search

🛒 0 items

Home > NUS Bulletin AY2013/14 > Saw Swee Hock School of Public Health > Financial Assistance and Awards (for MPH only)

Provost's Welcome Message

Part I: General

About NUS

Education at NUS

Policies and Procedures

Part II: Programmes

Faculty of Arts & Social Sciences

School of Business

School of Computing

Faculty of Dentistry

School of Design & Environment

Faculty of Engineering

NUS Graduate School for Integrative Sciences and Engineering

Faculty of Law

Yong Loo Lin School of Medicine

Saw Swee Hock School of Public Health

Faculty of Science

University Scholars Programme

Duke-NUS Graduate Medical School Singapore

Lee Kuan Yew School of Public Policy

Yale NUS College

Yong Siew Toh Conservatory of Music

Teaching Institutions

📖 Centre for English Language and Communication

📖 Institute of Systems Science

Other Multidisciplinary/ Special Programmes

Bulletin Updates

Financial Assistance and Awards (for MPH only)

📄 PDF version 🖨️ Printer-friendly version ✉️ Send by email 💾 Save

The scholarships below are offered on a competitive basis. Applicants must have good academic and professional records, as well as the potential to make a significant contribution to public health in their country and intended area of work. Specific information on scholarships will be communicated to successful applicants.

Scholarships are normally awarded for 2 semesters or the equivalent of an academic year in the first instance. An award may be terminated if the progress or conduct of the scholar has not been satisfactory. Scholars are expected to maintain a minimum CAP of 3.5 or should not have any grade below "C" for any module/subject. A scholar may request to extend the scholarship, subject to performance in the previous semesters and the approval of the Scholarship Committee.

Scholars may not concurrently hold any other scholarship, fellowship or award without the prior approval of the programme.

No award will be made unless there is a candidate of sufficient merit. There is no bond or obligation for the scholar to be employed by NUS or in Singapore.

Applicants who have not secured funding or sponsorship and intends to apply for the following scholarships, should indicate as 'Self Funding' in their application forms. Applicants will be considered for relevant scholarships if they are deemed eligible.

Saw Swee Hock MPH Scholarship

The Saw Swee Hock MPH Scholarship is available for award to full-time students who are Singapore Citizens. The following item is covered:

- A one-time grant of SGD\$15,000 towards tuition fees only

NUS Graduate Scholarship for ASEAN Nationals

NUS Graduate Scholarship for ASEAN Nationals is available for award to full-time students who are citizens or permanent residents of ASEAN countries (except Singapore).

The following items are covered:

- A monthly stipend throughout the period of the award
- A one-time book allowance
- Tuition, health insurance, examination and other approved fees
- Cost of economy travel directly from home country to Singapore on award of the scholarship
- Cost of economy travel from Singapore back to the home country on graduation





Partial Fee Waiver

A partial fee waiver will cover 40% of tuition fees. Students who are sponsored by organisations will not be eligible for the partial fee waiver scheme. It is available for international students only, on the basis of merit and financial needs.

Part III: Modules

Modules

Archived Bulletins

-  AY2012/13
-  AY2011/12
-  AY2010/11
-  AY2009/10

WDA Healthcare Scholarship Programme 2013 - 2015

The WDA Healthcare Scholarship is developed to empower healthcare professionals to progress in their careers and assume leadership positions. It targets PMEs and the middle management workforce to provide them assistance with upgrading their skills.

The Scholarship has been launched for a second run (for courses commencing from 1 June 2013 until 31 Aug 2015) and the NUS Master of Public Health is one of the 10 supported courses. It is open to all healthcare professionals who are Singapore citizens with at least 5 years of working experience in the Healthcare industry, and have stayed with their current employer for at least 2 years. It is also open to mid-career switchers who wish to make a contribution in the healthcare and community and social services sector.

How does it work?

1. Candidates are to be nominated by their employers
2. WDA will sign letters of offer with successful organization applicants. Funding disbursements will be made directly to employers.

The Scholarship funds up to 90% of course fees (capped at S\$50,000) and successful candidates will have to serve of bond of between 1 to 3 years upon graduation.

Full details may be found on the WDA's website:

http://www.wda.gov.sg/content/wdawebbsite/programmes_and_initiatives/L701Eiv-14-WDAHealthcareScholarship.html