

User Guide for Non-Graduating (NG) Application System For NG Local Programmes

Welcome! This PDF serves to guide you through the steps of submitting your application if you are applying under one of the following Non-Graduating (Local) programmes:

- H3 Advanced Placement
- NUSHS Advanced Placement
- Polytechnic Advanced Placement
- Internal Blended Learning Online Courses (iBLOCs)
- Special Term RNS Men
- Young Artist Programme

User Guide for Non-Graduating (NG) Application System For NG Local Programmes

Contents

1. Before Applying	3
2. Application Main Page	5
3. Selection of Module(s)	7
4. Personal Particulars	10
5. Academic Qualifications	12
6. Uploading Supporting Documents	13
7. Other Details & Declarations	14
8. Confirmation Page	15
9. Check Application Status	16
10. Enquiries	17

User Guide for Non-Graduating (NG) Application System For NG Local Programmes

1. Before Applying

Please read the instructions before proceeding with your application.

**Note: Remember to add the site <https://myapplications.nus.edu.sg> to your allowed/trusted sites in your internet browser if you are using a pop-up blocker.*

i) You are required to create a new account if you have not registered before.


Please read the following:

Your NUS Online Application Account is registered on a secured website to protect your personal information. You may register for only one user account. Once your user account has been created, you can save a partially completed online application and edit/submit it later as long as it is before the stipulated deadline. You are also able to edit your submitted application if it is before the submission deadline.


Terms & conditions for using this online application portal:

- You understand and agree that you are responsible for maintaining the confidentiality of your Email ID and Password, and agree not to share them with any other person.
- You specifically agree that you are responsible for any actions entered through the Portal by you or others who obtain access through you using your Email ID and Password.
- You agree that NUS is not responsible for any damages or losses resulting from any breach of security caused by your failure and/or the failure of other persons who obtain access through you to maintain the confidentiality of your Email ID and Password.
- You agree to notify NUS immediately if you suspect that your Email ID and/or Password has been lost or stolen or that an unauthorized person has obtained access to the Portal using your Email ID and Password.

Do you have questions or need assistance?



>> For Non-Graduating Programmes, please email nghelp@nus.edu.sg.
>> For Lifelong Learning Initiative for NUS Alumni, please email lifelonglearning@nus.edu.sg.



Login to Existing User Account

If you have an existing online application account, or have previously submitted an application via this portal, please enter your Email ID and Password that was used to create your account.

*Email ID:

*Password:

Important! You will be locked out from this Portal after 7 unsuccessful attempts to login.

Click on "Register New User Account" button if you have NEVER created a User Account on the NUS Online Application Portal before.


ii) Please note that all fields are mandatory.

Please read the following:

Your NUS Online Application Account is registered on a secured website to protect your personal information. You may register for only one user account. Once your user account has been created, you can save a partially completed online application and edit/submit it later as long as it is before the stipulated deadline. You are also able to edit your submitted application if it is before the submission deadline.

Terms & conditions for using this online application portal:

- You understand and agree that you are responsible for maintaining the confidentiality of your Email ID and Password, and agree not to share them with any other person.
- You specifically agree that you are responsible for any actions entered through the Portal by you or others who obtain access through you using your Email ID and Password.
- You agree that NUS is not responsible for any damages or losses resulting from any breach of security caused by your failure and/or the failure of other persons who obtain access through you to maintain the confidentiality of your Email ID and Password.
- You agree to notify NUS immediately if you suspect that your Email ID and/or Password has been lost or stolen or that an unauthorized person has obtained access to the Portal using your Email ID and Password.



Register New User Account

Please enter the following details to register for a new NUS Online Application User Account.

(if you have previously registered an account, please login as an existing user)

*Email ID:

*Confirm Email ID:

*National ID Type:

*NRIC/FIN/Passport No:

*Date of Birth: (DD/MM/YYYY)

*First Name:

*Last Name/Surname:

*Official Name:
(as reflected in your NRIC/FIN/Passport)

*Password:

*Confirm Password:

User Guide for Non-Graduating (NG) Application System For NG Local Programmes

Register New Account		
Item	Field	Remarks
1.	Email ID	– Please use an email address that you commonly use. This will be your Email ID to login to your account and for correspondence on your application.
2.	National ID Type	– For International Students, please choose the option 'Passport No' from the drop-down list.
3.	NRIC/FIN/Passport No	– For International Students, please ensure that your passport has a valid expiry date before departing to Singapore. (If your passport has expired and you are in the process of getting a new passport, please indicate your old passport number when registering a new account and email a scan copy of your new passport to nghelp@nus.edu.sg as soon as you have it.)
4.	Date of Birth (DD/MM/YYYY)	– Please ensure that the date of birth provided is as printed on your NRIC/FIN/Passport.
5.	<ul style="list-style-type: none"> • First Name [Given name and Middle Name (<i>if applicable</i>)] • Last Name (Family name) • Official Name 	<ul style="list-style-type: none"> – If your full name consists of <i>middle name</i>, please include it in the 'First Name' field. – The field for 'Official Name' will be auto-filled by the system based on the first and last names you had provided. If it is not in the order as reflected in your NRIC/ FIN/ Passport, please change accordingly in the text box. – If your name consists of non-English letters/vowels/characters (e.g. , ö, ä, æ, ï, ß), please replace them with the corresponding English alphabetical character(s) when you enter it in the online application form. – If you have entered any non-English character(s), the system will prompt an error message.
6.	Password	<ul style="list-style-type: none"> – Your password <u>must</u> fulfill the following rules: <ul style="list-style-type: none"> a) at least 8 characters in length b) contain at least one alphabet c) contain at least one number d) contain at least one uppercase letter e) contain at least one lowercase letter f) contain at least one symbol g) Cannot contain any part of your name

Once your account has been successfully created, you should receive an automated email informing you of the account creation in your email inbox or junk/spam folder. **Please remember to check the junk/spam folder of the email you had indicated, as it may be sent to that folder instead of your inbox. If you did not receive the email after one day, please write to nghelp@nus.edu.sg for assistance.**

User Guide for Non-Graduating (NG) Application System For NG Local Programmes

2. Application Main Page

- a) Once you have successfully logged in, click on 'Submit New Application' to start your application.



Application Main Page

Welcome,

NEW APPLICATION	ALREADY APPLIED?		RESET PASSWORD	EXIT
<p><i>Submit a new application</i></p> <div style="border: 2px solid red; padding: 10px; text-align: center;"> Submit New Application </div>	<p><i>Edit or update an application that was saved earlier but not submitted</i></p> <div style="text-align: center;"> Edit/ Update Saved Application </div>	<p><i>Check the status of a submitted application</i></p> <div style="text-align: center;"> Check Status of Submitted Application </div>	<p><i>Reset your existing Password</i></p> <div style="text-align: center;"> Reset your existing Password </div>	<p><i>Exit from the NUS Online Application Portal</i></p> <div style="text-align: center;"> Exit </div>

- b) Select from the drop-down list the correct programme that you are applying for.

Select the Course Type and Level of Study/Programme:

*Course Type: Non-Graduating

*Academic Year & Semester:

*Student Category:

*Level of Study/ Sub-programme:

Select the “**Non-Graduating**” as course type and academic year and semester you are applying for in NUS.

Below are the description for the words used in the lists.

	Word(s)	Remarks
Academic Year & Semester	-	Please refer to the NUS Academic Calendar for exact dates.
Student Category	H3 Adv Placement Student	Applying for NUS H3 programmes – H3 (Coursework), H3 (SRP) and H3 (Research).
	NUSHS Adv Placement Student	NUS High School students.
	Poly Adv Placement Student	Applying for Polytechnic Preparatory Programme under School of Computing, NUS
	Internal BLOC	Non-RNS men applying for NUS Internal Blended Learning Online Courses (iBLOCs).

User Guide for Non-Graduating (NG) Application System For NG Local Programmes

	Internal BLOC (Faculty)	<p>RNS men applying for NUS iBLOCs with reserved Undergraduate placement at:</p> <ul style="list-style-type: none"> - Faculty of Arts and Social Sciences: FASS - School of Business: BIZ - School of Computing: SOC - School of Design and Environment: SDE - Faculty of Engineering: FOE - Faculty of Law: LAW - Yong Siew Toh Conservatory of Music: MUS - Faculty of Science: FOS - Multidisciplinary Programme (Computer Engineering): CEG
	Special Term RNS (Faculty)	<p>RNS men applying for NUS Special Term modules with reserved Undergraduate placement at:</p> <ul style="list-style-type: none"> - Faculty of Arts and Social Sciences: FASS - School of Business: BIZ - School of Computing: SOC - School of Design and Environment: SDE - Faculty of Engineering: FOE - Faculty of Law: LAW - School of Nursing: NUR - Yong Siew Toh Conservatory of Music: MUS - Faculty of Science: FOS - Multidisciplinary Programme (Computer Engineering): CEG
	Young Artist Programme Student	Applying for the Young Artist Programme under Yong Siew Toh Conservatory of Music, NUS.
Level of Study / Sub-Programme	H3 (Coursework)	Reading NUS module(s) as a H3 Taught subject.
	H3 (SRP)	Refers to H3 Science Research (SRP) Programme
	H3 (Research)	Refers to H3 Humanities & Social Sciences (HSSR) Programme

c) Click on 'Apply Now' to proceed.

User Guide for Non-Graduating (NG) Application System For NG Local Programmes

3. Selection of Module(s)

a) **All** applicants are required to indicate the intended semester of study from the drop-down list.

Semester(s) of Intended Study at NUS

No. Of Semester(s)[#] --Select No. of Semester(s)--

Applicants intending to study at NUS for more than one semester / one part of the Special Term will be informed to add modules in the subsequent semester / part of the Special Term in the middle of the semester / part of the Special Term. Please refer to the [NUS Academic Calendar](#) for exact dates.

[#]ST = Special Term.

Student Category	Intended semester of study
H3 (Coursework)	Semester 2
H3 Science Research Programme (SRP)	Semester 1 & 2
H3 Humanities and Social Sciences (HSSR) Programme	Semester 2, ST Parts 1 & 2
NUSHS Adv Placement	Semester 1 or Semester 2 Please refer to the NUS Academic Calendar for exact dates.
Poly Prep Adv Placement	Semester 1
iBLOC	Semester 2 & ST Part 1
Special Term RNS	ST Part 1 or ST Part 2 or ST Parts 1 & 2 Please refer to the NUS Academic Calendar for exact dates.
Young Artist Programme	Semester 1 or Semester 2 Please refer to the NUS Academic Calendar for exact dates.

Note to H3 (SRP) and Young Artist Programme applicants: Please skip Steps 3b to 3f and proceed on to the next step of your application.

b) You can search for modules as follows:

- If you know the module code, enter the module code.
- Select the “Faculty” which is offering the module.
- Enter partial module code or module title.

Module Details

Rank	Faculty	Department	Module Code	Module Title	Grading Basis	Class Nbr	Class Schedule	Exam Schedule
0								

Add/Select New Module

To add modules, click here

←

Semester(s) of Intended Study at NUS

No. Of Semester(s)[#] 01-Semester 1

Applicants intending to study at NUS for more than one semester / one part of the Special Term will be informed to add modules in the subsequent semester / part of the Special Term in the middle of the semester / part of the Special Term. Please refer to the [NUS Academic Calendar](#) for exact dates.

[#]ST = Special Term.

User Guide for Non-Graduating (NG) Application System For NG Local Programmes

- c) Check the box(es) at the last column of the table, and click 'Save' to confirm the module(s) you had selected. If you did not check the box, the module will not appear in the module summary page.

Module Selection

Search for Modules

Please check the list of module restrictions before browsing the list of modules offered to Non-Graduating applicants.
To select a module that you would like to apply to, click either on the dropdown list and select the "Faculty" which is offering the module, enter the module code or module title in the respective boxes and click on "Search".
In the list of modules that appear, click on the "Select" checkbox to select the module that you would like to apply for.
Finally, click "Save" at the bottom.

Faculty:

Module Code:

Module Title:

Select Modules:

Faculty	Department	Module Code	Module Title	Grading Basis	Class Nbr	Class Schedule	Exam Schedule	Remarks	Module Credit	Select
1	Computer Science	Dept of Computer Science	CS2100	Computer Organisation	Graded	1523				<input checked="" type="checkbox"/>

Select

☒

- d) Click on 'Edit Rank' to rank your modules in order of your preference.

Module Details						
Rank	Faculty	Department	Module Code	Module Title	Grading Basis	Class Nbr
0	School of Computing	Dept of Computer Science	CS1010	Programming Methodology	Graded	6931
0	School of Computing	Dept of Computer Science	CS2100	Computer Organisation	Graded	1523
0	School of Computing	Dept of Computer Science	CS3235	Computer Security	Graded	8986
0	Faculty of Arts & Social Sci	Dept of Economics	EC2101	Microeconomic Analysis I	Graded	3036
0	Faculty of Arts & Social Sci	Dept of Geography	GE3231	Natural Hazards	Graded	6434
0	Faculty of Arts & Social Sci	Dept of Southeast Asian Studies	GEH1045	World Religions	Graded	9437
0	Faculty of Arts & Social Sci	Dept of History	HY3250	Approaches to Singapore History	Graded	3856
0	Faculty of Arts & Social Sci	Centre for Language Studies	LAJ1201	Japanese 1	Graded	8678
0	Faculty of Arts & Social Sci	Centre for Language Studies	LAK1201	Korean 1	Graded	6261
0	Faculty of Arts & Social Sci	Dept of Political Science	PS1101E	Introduction to Politics	Graded	2322

Check your module ranking order preference.
Click on "Edit Rank" to change or rectify your module order preference.

User Guide for Non-Graduating (NG) Application System For NG Local Programmes

- e) The ranking order will be used to determine if you get priority for the module. You are required to rank the modules from “1” to “10” before you can proceed with the application. Image below shows an example of how to rank your modules. Once you have ranked the modules, click on ‘Save Edit Rank’ to save the ranking order.

Note: You are required to rank the module “1” even if you have only selected 1 module.

Module Details						
Rank	Faculty	Department	Module Code	Module Title	Grading Basis	Class Nbr
<input type="text" value="2"/>	School of Computing	Dept of Computer Science	CS1010	Programming Methodology	Graded	6931
<input type="text" value="10"/>	School of Computing	Dept of Computer Science	CS2100	Computer Organisation	Graded	1523
<input type="text" value="3"/>	School of Computing	Dept of Computer Science	CS3235	Computer Security	Graded	8986
<input type="text" value="1"/>	Faculty of Arts & Social Sci	Dept of Economics	EC2101	Microeconomic Analysis I	Graded	3036
<input type="text" value="9"/>	Faculty of Arts & Social Sci	Dept of Geography	GE3231	Natural Hazards	Graded	6434
<input type="text" value="8"/>	Faculty of Arts & Social Sci	Dept of Southeast Asian Studies	GEH1045	World Religions	Graded	9437
<input type="text" value="7"/>	Faculty of Arts & Social Sci	Dept of History	HY3250	Approaches to Singapore History	Graded	3856
<input type="text" value="5"/>	Faculty of Arts & Social Sci	Centre for Language Studies	LAJ1201	Japanese 1	Graded	8678
<input type="text" value="4"/>	Faculty of Arts & Social Sci	Centre for Language Studies	LAK1201	Korean 1	Graded	6261
<input type="text" value="6"/>	Faculty of Arts & Social Sci	Dept of Political Science	PS1101E	Introduction to Politics	Graded	2322

- f) You should see your modules arranged in the order you had ranked them earlier. Once you are satisfied with your modules, proceed on to the next step of your application.

Module Details						
Rank	Faculty	Department	Module Code	Module Title	Grading Basis	Class Nbr
1	Faculty of Arts & Social Sci	Dept of Economics	EC2101	Microeconomic Analysis I	Graded	3036
2	School of Computing	Dept of Computer Science	CS1010	Programming Methodology	Graded	6931
3	School of Computing	Dept of Computer Science	CS3235	Computer Security	Graded	8986
4	Faculty of Arts & Social Sci	Centre for Language Studies	LAK1201	Korean 1	Graded	6261
5	Faculty of Arts & Social Sci	Centre for Language Studies	LAJ1201	Japanese 1	Graded	8678
6	Faculty of Arts & Social Sci	Dept of Political Science	PS1101E	Introduction to Politics	Graded	2322
7	Faculty of Arts & Social Sci	Dept of History	HY3250	Approaches to Singapore History	Graded	3856
8	Faculty of Arts & Social Sci	Dept of Southeast Asian Studies	GEH1045	World Religions	Graded	9437
9	Faculty of Arts & Social Sci	Dept of Geography	GE3231	Natural Hazards	Graded	6434
10	School of Computing	Dept of Computer Science	CS2100	Computer Organisation	Graded	1523

User Guide for Non-Graduating (NG) Application System For NG Local Programmes

4. Personal Particulars

Fields marked with * are **mandatory**.

Biographical Data			
National ID Type	NRIC	NRIC/FIN/Passport No	*Date of Birth <input type="text" value="dd/mm/yyyy"/> <small>BT</small>
*Name Prefix	<input type="text" value="Mr"/>	*First Name <input type="text"/>	*Last Name <input type="text"/>
*Official Name	<input type="text"/> (as reflected in NRIC/FIN/Passport)		
*Citizenship (Country)	<input type="text" value="Singapore"/>		
*Marital Status	<input type="text" value="Single"/>		
Residency Status	Singapore Citizen		

Contact Details	
Email Address <input type="text"/>	*Alternate Email Address <input type="text"/>
*Mobile Phone No <input type="text"/>	Home Phone No <input type="text"/>

Home Address	Mailing Address
Note: For Singapore postal code, it will auto-populate the address except for Unit or House number. Please ensure your address is complete.	
*Country <input type="text"/>	<input type="checkbox"/> Please tick the checkbox if your Mailing Address is the same as the Home Address.
*Postal Code <input type="text"/>	*Country <input type="text"/>
*Address Line 1 <input type="text"/>	*Postal Code <input type="text"/>
Address Line 2 <input type="text"/>	*Address Line 1 <input type="text"/>
Address Line 3 <input type="text"/>	Address Line 2 <input type="text"/>
	Address Line 3 <input type="text"/>

Personal Particulars		
Item	Field	Remarks
1.	Date of Birth (DD/MM/YYYY)	– This field will be auto-filled by the system based on the data entered when creating account. Please ensure that the date of birth provided is as printed on your NRIC/FIN/Passport.
2.	<ul style="list-style-type: none"> First Name [Given name and Middle Name (<i>if applicable</i>)] Last Name (Family name) Official Name 	– If your full name consists of a <i>middle name</i>, please include it in the ‘First Name’ field. – The field for ‘Official Name’ will be auto-filled by the system based on the first and last names you had provided. If it is not in the order as reflected in your NRIC/ FIN/ Passport, please change accordingly in the textbox. – If your name consists of non-English letters/vowels/characters (e.g. , ö, ä, æ, ï, ß), please replace them with the corresponding English alphabetical character(s) when you enter it in the online application form. – If you have entered any non-English character(s), the system will prompt an error message.
3.	Citizenship (Country)	– For International Students, the application of your Student’s Pass will be based on the citizenship you have selected here. – If you are holding a dual citizenship, please indicate only one from the drop-down menu.
4.	Alternate Email Address	– Please provide a valid and accurate email address that you will check regularly. NUS will correspond with you through the primary email address for post application-related matters, such as acknowledgement of application, request for additional supporting documents and outcome of application.

User Guide for Non-Graduating (NG) Application System For NG Local Programmes

		<ul style="list-style-type: none"> – NUS will not be responsible for any undeliverable emails and the consequences that follow.
5.	Mobile / Home Phone No	<ul style="list-style-type: none"> – Add country and area codes for both numbers. – Do not add dashes and other symbols.
6.	Home / Mailing Address	<ul style="list-style-type: none"> – Ensure that you provide a valid and complete address. – <u>For Singapore addresses</u>, fill in the Postal Code and Unit No (if applicable), and click on 'Populate Address'. The fields will be filled automatically for Address Line 1 and 2. – If your Mailing Address is the same as your Home Address, ticking the checkbox will copy your Home Address to your Mailing Address. Otherwise, fill up the fields accordingly. – NUS will not be responsible for any unsuccessful mail deliveries due to incorrect/incomplete addresses provided.

User Guide for Non-Graduating (NG) Application System For NG Local Programmes

5. Academic Qualifications

- a) You are required to indicate the name of the institution which you are still attending and the duration of the programme/studies.
- b) Click on 'Add New Qualification' to proceed.

Add New Qualification

Qualification

*Country

*Institution ID

*Degree/ Diploma Name

*Degree/Programme Status

Discipline

Start Date

Day

Month

*Year

Completion Date/ Expected Completion date:

Day

Month

*Year

Save

Cancel

Add New Qualification		
Item	Field	Remarks
1.	Country	Select your School's Country from the drop-down list.
2.	Institution Name	Click on the magnifying glass. The available institutions will show up in the pop-up window. If the list is too long, click on 'Advanced Lookup' and search by "Institution Name".
3.	Degree / Diploma Name	Please provide the full name of your programme. <i>*H3 programme applicants, please indicate "A Levels".</i>
4.	Degree / Programme Status	Select the status of your programme from the drop-down list.
5.	Discipline	Please select the discipline <u>closest</u> to your current field of studies.
6.	Start / Completion / Expected Completion Date	Please complete all fields.

12 | Page

User Guide for Non-Graduating (NG) Application System For NG Local Programmes

6. Uploading Supporting Documents

Students are required to upload supporting documents (where applicable). The maximum file size of each file should not exceed 1MB.

Uploading Supporting Documents		
Item	Field	Remarks
1.	Official Transcript with grade legend	Your latest academic transcript/end-of-year results with grade legend in PDF format.
2.	NRIC/ FIN/ Passport	<ul style="list-style-type: none">- If you are a Singapore Citizen or Singapore Permanent Resident, upload a copy of the front AND back of your NRIC.- If you are already holding to a valid pass which allows you to stay in Singapore, upload a copy of the front AND back of the pass.- International Students should also upload a copy of your passport bio-data page.
3.	Other Supporting Documents	

User Guide for Non-Graduating (NG) Application System For NG Local Programmes

7. Other Details & Declarations

All the sections in this page are mandatory. You will receive an error message if you leave any of them unchecked.

Please complete the questions below

Disabilities & Special Needs	
<div style="display: flex; justify-content: space-between;"> Yes No </div> <div style="display: flex; justify-content: space-between;"> <input type="radio"/> <input checked="" type="radio"/> </div>	<p>Have you had or do you have any communicable diseases, mental illness, color blindness, and/ or disabilities (including but not limited to chronic illnesses, visual or other physical constraints or limitations) which may or may not cause you to require special assistance or facilities while studying at the University?</p> <p style="color: red; font-size: small;">Note: This information will enable the University to develop a complete profile of an applicant and to determine whether he/she might need additional resources in his/her studies. The University does not, however, guarantee the provision of special aid (financial or otherwise) to any student.</p>

Declaration	
<div style="display: flex; justify-content: space-between;"> Yes No </div> <div style="display: flex; justify-content: space-between;"> <input type="radio"/> <input checked="" type="radio"/> </div>	<p>Have you ever been convicted of an offence by a court of law or military court (court martial) in any country or are there any court proceedings pending against you anywhere in respect of any offence?</p>
<input type="radio"/>	<p>Are you currently, or have you ever been, charged with or subject to disciplinary action for any type of misconduct, scholastic or otherwise, at any educational institution?</p>
<input type="radio"/>	<p>Are you currently, or have you ever been, under investigation or subject to inquiry of any misconduct, scholastic or otherwise, at any educational institution?</p>
<input checked="" type="checkbox"/>	<p><small>*I hereby declare that all information provided by me in connection with this application is true, accurate and complete. I understand that any inaccurate, incomplete or false information given or any omission of information required shall render this application invalid and NUS may at its discretion withdraw any offer of acceptance made to me on the basis of such information or, if already admitted, I may be liable to disciplinary action, which may result in my expulsion from NUS. And I hereby authorize NUS to obtain and verify any part of the information given by me from or with any source (such as Ministry of Education), as it deems appropriate.</small></p>
<input checked="" type="checkbox"/>	<p><small>*I declare and warrant that for any personal data of other individuals disclosed by me in connection with this application, I have, prior to disclosing such personal data to NUS, obtained the appropriate consent from the individuals whose personal data are being disclosed, to permit NUS to collect, use and disclose such personal data for purposes related to this application, as set out fully in the Personal Data Notice & Consent.</small></p>
<input checked="" type="checkbox"/>	<p><small>*I agree that all such information provided by me in connection with this application may be disclosed to authorized NUS personnel or third parties on a need-to-know basis for purposes related to this application, as set out fully in the Personal Data Notice & Consent. Third parties include (i) the Ministry of Education, other government agencies or statutory bodies or non-government agencies authorized to carry out specific Government services or duties and (ii) persons or organisations providing student with financial aid.</small></p>

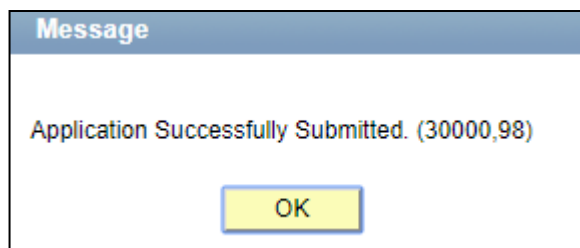
Other Details & Declarations		
Item	Sub-section	Remarks
1	Disabilities & Special Needs	<ul style="list-style-type: none"> Select "Yes" if you have any disabilities that may cause you to require special assistance while studying at the University. If you select "Yes", please provide all relevant information in the box provided. The information should not exceed 300 characters.
2	Declaration	<ul style="list-style-type: none"> If you select "Yes", please provide all relevant information in the box provided. The information should not exceed 300 characters.

User Guide for Non-Graduating (NG) Application System For NG Local Programmes

8. Confirmation Page

Please check all the details provided before clicking “Save and Submit”. You can click the “Edit” button of the respective sections to make changes if required.

After clicking the “Save and Submit” button, you will receive a pop-up notification.



An acknowledgement email will be sent to your registered primary email. You can only make changes during the stipulated application period and check your application status after the stipulated application period.

IMPORTANT:

- Inaccurate or false information or omission of material information provided will render your application invalid, and if admitted based on such information, you may be expelled from NUS. The University reserves the right to reject applications that are incomplete or inaccurate.
- We will be communicating with you mainly via email. To prevent our emails from being blocked or filtered into the Junk/Spam folder, please add our domain “nus.edu.sg” to your safe senders list.
- All supporting documents that are not in English must be accompanied by an official certified English translation of the contents.

User Guide for Non-Graduating (NG) Application System For NG Local Programmes






9. Check Application Status

To check on the status of your application, return to the main page and click on “Check Application Status”.



Application Main Page

Welcome,

NEW APPLICATION	ALREADY APPLIED?	RESET PASSWORD	EXIT	
<i>Submit a new application</i>	<i>Edit or update an application that was saved earlier but not submitted</i>	<i>Check the status of a submitted application</i>	<i>Reset your existing Password</i>	<i>Exit from the NUS Online Application Portal</i>
 Submit New Application	 Edit/ Update Saved Application	 Check Status of Submitted Application	 Reset your existing Password	 Exit

You will be able to see the status of your applied modules, as well as the submission date and time.



Check Application Status

Application Number:	N000000301	Status:	Processing	Course Type	Non-Graduating	
Academic Year & Semester:	2017/2018 Semester 1	Academic Programme:	Exchange (Coursework)	Level of Study/ Sub-programme:	University Level (UG)	
Name:						
Module Details						
Rank	Faculty	Module Code	Module Title	Class Schedule	Remarks	Status
1	Faculty of Arts & Social Sci	EC2101	Microeconomic Analysis I			Processing
2	School of Computing	CS1010	Programming Methodology			Processing
3	School of Computing	CS3235	Computer Security			Processing
4	Faculty of Arts & Social Sci	LAK1201	Korean 1			Processing
5	Faculty of Arts & Social Sci	LAJ1201	Japanese 1			Processing
6	Faculty of Arts & Social Sci	PS1101E	Introduction to Politics			Processing
7	Faculty of Arts & Social Sci	HY3250	Approaches to Singapore History			Processing
8	Faculty of Arts & Social Sci	GEH1045	World Religions			Processing
9	Faculty of Arts & Social Sci	GE3231	Natural Hazards			Processing
10	School of Computing	CS2100	Computer Organisation			Processing

Application Submission Date/ Time: 27/02/2018 11:38:39AM

User Guide for Non-Graduating (NG) Application System For NG Local Programmes

10. Enquiries

For further enquiries, please email us at nghelp@nus.edu.sg.

Updated as of March 2018